

**SEED YIELD AND QUALITY OF MUNGBEAN AS AFFECTED BY  
SEED PRIMING**

**MD. AMINUL HAQUE**



**INSTITUTE OF SEED TECHNOLOGY  
SHER-E-BANGLA AGRICULTURAL UNIVERSITY  
DHAKA -1207**

**JUNE, 2018**

**SEED YIELD AND QUALITY OF MUNGBEAN AS AFFECTED  
BY SEED PRIMING**

**BY**

**MD. AMINUL HAQUE**

**REGISTRATION NO. : 12-05085**

A Thesis

*Submitted to the Institute of Seed Technology  
Sher-e-Bangla Agricultural University, Dhaka  
In partial fulfillment of the requirements  
for the degree of*

**MASTER OF SCIENCE (MS)**

**IN**

**SEED TECHNOLOGY**

**SEMESTER: JANUARY- JUNE, 2018**

**Approved by:**

---

**Prof. Dr. Md. Abdullahil Baque**  
**Supervisor**

---

**Prof. Dr. A.K.M. Ruhul Amin**  
**Co-Supervisor**

---

**Prof. Dr. Mohammed Ali**  
**Director, Institute of Seed Technology**  
**Examination Committee**



## INSTITUTE OF SEED TECHNOLOGY

Sher-e-Bangla Agricultural University  
Sher-e-Bangla Nagar, Dhaka-1207

### CERTIFICATE

This is to certify that the thesis entitled “**SEED YIELD AND QUALITY OF MUNGBEAN AS AFFECTED BY SEED PRIMING**” submitted to the **INSTITUTE OF SEED TECHNOLOGY**, Sher-e-Bangla Agricultural University, Dhaka, in partial fulfillment of the requirements for the degree of **MASTERS OF SCIENCE (M.S.)** in **SEED TECHNOLOGY**, embodies the result of a piece of bonafide research work carried out by **MD. AMINUL HAQUE**, Registration No. **12-05085** under my supervision and guidance. No part of the thesis has been submitted for any other degree or diploma.

I further certify that any help or source of information, received during the course of this investigation has been duly acknowledged.

**June, 2018**  
**Dhaka, Bangladesh**

---

**(Prof. Dr. Md. Abdullahil Baque)**  
**Department of Agronomy**  
**Sher-e-Bangla Agricultural University,**  
**Dhaka-1207, Bangladesh**



**Dedicated to  
My  
Beloved Parents**

## ACKNOWLEDGEMENTS

*The author seems it a much privilege to express his enormous sense of gratitude to the almighty Allah for there ever ending blessings for the successful completion of the research work.*

*The author wishes to express his gratitude and best regards to his respected Supervisor, Dr. Md. Abdullahil Baque, Professor, Department of Agronomy, Sher-e-Bangla Agricultural University, Dhaka, for his continuous direction, constructive criticism, encouragement and valuable suggestions in carrying out the research work and preparation of this thesis.*

*The author wishes to express his earnest respect, sincere appreciation and enormous indebtedness to his reverend Co-supervisor, Dr. A.K.M. Ruhul Amin, Professor, Department Agronomy, Sher-e-Bangla Agricultural University, Dhaka, for his scholastic supervision, helpful commentary and unvarying inspiration throughout the research work and preparation of the thesis.*

*The author feels to express his heartfelt thanks to the honorable Dr. Mohammad Ali, Director, Institute of Seed Technology, along with all other teachers and staff members of the Seed Technology Division, Sher-e-Bangla Agricultural University, Dhaka, for their co-operation during the period of the study.*

*The author feels proud to express his deepest and endless gratitude to all of his course mates and friends to cooperate and help him during taking data from the field and preparation of the thesis. The author wishes to extend his special thanks to his lab mates, class mates and friends for their keen help as well as heartiest co-operation and encouragement.*

*The author expresses his heartfelt thanks to his beloved parents, Elder Sister and Brother and all other family members for their prayers, encouragement, constant inspiration and moral support for his higher study. May Almighty bless and protect them all.*

***The Author***

# SEED YIELD AND QUALITY OF MUNGBEAN AS AFFECTED BY SEED PRIMING

## ABSTRACT

An experiment was carried out at Sher-e-Bangla Agricultural University (SAU), Dhaka, Bangladesh during the period from November 2017 to February 2018 to study the seed yield and quality of mungbean as affected by seed priming. The whole experiment was conducted in two different phases; the first at field condition and second in the Laboratory. Two varieties of mungbean *viz.* V<sub>1</sub> (BARI mung 6) and V<sub>2</sub> (BARI mung 8) and different priming chemicals including control *viz.* T<sub>0</sub> (control; No priming), T<sub>1</sub> (seed priming with water), T<sub>2</sub> (seed priming with PEG) and T<sub>3</sub> (seed priming with Mannitol) were considered as treatments of the experiment. The experiment was laid out in Randomized Complete Block Design (RCBD) with three replications. The data on different parameters at field level and laboratory condition were recorded. Collected data were statistically analyzed. Variety, seed priming treatments and their combination showed significant influence on different growth and yield parameters. The highest grain yield ha<sup>-1</sup> (1299.90 kg) and percent seedling emergence (84.20%) were found from V<sub>1</sub> (BARI mung 6) whereas the lowest grain yield ha<sup>-1</sup> (1201.05 kg) and percent seedling emergence (81.34%) was from V<sub>2</sub> (BARI mung 8). Similarly, the highest grain yield ha<sup>-1</sup> (1523.40 kg) and highest percent seedling emergence (91.45%) were achieved from the priming treatment, T<sub>3</sub> (seed priming with Mannitol) compared to control. Regarding, interaction effect of variety and seed priming treatments, the highest number of branches plant<sup>-1</sup> (2.70, 4.60 and 5.12 at 25, 40 and 55 DAS, respectively), number of pods plant<sup>-1</sup> (26.60), 1000 seed weight (51.12 g), grain weight plant<sup>-1</sup> (15.30 g) and grain yield ha<sup>-1</sup> (1572.20 kg) were found from the treatment combination, V<sub>1</sub>T<sub>3</sub> while the lowest from V<sub>2</sub>T<sub>0</sub>. The lowest days to 50% flowering (38.67) and days to 80% pod formation (48.67) were also found from the treatment combination of V<sub>1</sub>T<sub>3</sub>. The highest percent seedling emergence (92.30%) was also found from V<sub>1</sub>T<sub>3</sub> whereas the lowest (70.75%) was from the V<sub>2</sub>T<sub>0</sub>. It can be concluded that the treatment combination of V<sub>1</sub>T<sub>3</sub> can be considered as the best considering all other treatment combinations.

## LIST OF CONTENTS

Chapter	Title	Page No.
	ACKNOWLEDGEMENTS	i
	ABSTRACT	ii
	LIST OF CONTENTS	iii
	LIST OF TABLES	v
	LIST OF FIGURES	vi
	LIST OF APPENDICES	viii
	ABBREVIATIONS AND ACRONYMS	ix
<b>I</b>	<b>INTRODUCTION</b>	<b>1-3</b>
<b>II</b>	<b>REVIEW OF LITERATURE</b>	<b>4-25</b>
<b>III</b>	<b>MATERIALS AND METHODS</b>	<b>26-33</b>
	3.1 Experimental site	26
	3.2 Climate	26
	3.3 Characteristics of soil	27
	3.4 Planting materials	27
	3.5 Experimental Treatment	27
	3.6 Methods of seed priming techniques	28
	3.7 Land preparation and fertilizer dose	28
	3.8 Experimental design and layout	28
	3.9 Sowing of seeds	30
	3.10 Intercultural operation	30
	3.11 Harvesting	30
	3.12 Collection of experimental data	31
	3.13 Statistical analysis	33
<b>IV</b>	<b>RESULTS AND DISCUSSION</b>	<b>34-57</b>
	4.1 Field performance of mungbean	34
	4.1.1 Plant height (cm)	34
	4.1.2 Number of branches plant <sup>-1</sup>	37
	4.1.3 Days to 50% flowering	40

## LIST OF CONTENTS (Cont'd)

Chapter	Title	Page No.
<b>IV</b>	<b>RESULTS AND DISCUSSION</b>	
	4.1.4 Days to 80% pod formation	41
	4.1.5 Number of pods plant <sup>-1</sup>	42
	4.1.6 Number of seeds pod <sup>-1</sup>	43
	4.1.7 Weight of 1000 seeds (g)	44
	4.1.8 Grain weight plant <sup>-1</sup> (g)	47
	4.1.9 Grain yield ha <sup>-1</sup> (kg)	49
	4.2 Seed quality attributes	52
	4.2.1 Percent seedling emergence	52
	4.2.2 Root length (cm)	54
	4.2.3 Shoot length (cm)	55
	4.2.4 Seed vigor index	57
<b>V</b>	<b>SUMMERY AND CONCLUSION</b>	58-62
	<b>REFERENCES</b>	63-73
	<b>APPENDICES</b>	74-77



## LIST OF TABLES

<b>Table No.</b>	<b>Title</b>	<b>Page No.</b>
1.	Plant height of mungbean influenced by variety and seed priming	37
2.	Number of branches plant <sup>-1</sup> of mungbean influenced by variety and seed priming	40
3.	Yield contributing parameters of mungbean influenced by variety and seed priming	46
4.	Yield parameters of mungbean influenced by variety and seed priming	51
5.	Effect of seed priming on % seedling emergence of mungbean	53
6.	Seed quality parameters of mungbean influenced by variety and seed priming	56

## LIST OF FIGURES

<b>Figure No.</b>	<b>Title</b>	<b>Page No.</b>
1.	Layout of the experimental plot	29
2.	Plant height of mungbean as influenced by variety	35
3.	Plant height of mungbean influenced by seed priming	35
4.	Number of branches plant <sup>-1</sup> of mungbean as influenced by variety	39
5.	Number of branches plant <sup>-1</sup> of mungbean as influenced by seed priming	39
6.	Grain weight plant <sup>-1</sup> of mungbean as influenced by variety	47
7	Grain weight plant <sup>-1</sup> of mungbean as influenced by seed priming	48
8	Grain yield ha <sup>-1</sup> of mungbean as influenced by seed priming	50
9	Grain yield ha <sup>-1</sup> of mungbean as influenced by seed priming	50
10	Experimental site	74

## LIST OF APPENDICES

<b>Appendix No.</b>	<b>Title</b>	<b>Page No.</b>
I.	Agro-Ecological Zone of Bangladesh showing the experimental location	74
II.	Monthly records of air temperature, relative humidity and rainfall during the period from February 2018 to June 2018.	75
III.	Characteristics of experimental soil analyzed at Soil Resources Development Institute (SRDI), Farmgate, Dhaka.	75
IV.	Plant height of mungbean influenced by variety and seed priming	76
V.	Number of branches plant <sup>-1</sup> of mungbean influenced by variety and seed priming	76
VI.	Yield contributing parameters of mungbean influenced by variety and seed priming	76
VII.	Yield parameters of mungbean influenced by variety and seed priming	77
VIII.	Effect of seed priming on % seedling emergence of mungbean	77
IX.	Seed quality parameters of mungbean influenced by variety and seed priming	77

## ABBREVIATIONS AND ACRONYMS

AEZ	=	Agro-Ecological Zone
BBS	=	Bangladesh Bureau of Statistics
BCSRI	=	Bangladesh Council of Scientific Research Institute
cm	=	Centimeter
CV %	=	Percent Coefficient of Variation
DAS	=	Days After Sowing
DMRT	=	Duncan's Multiple Range Test
<i>et al.</i> ,	=	And others
e.g.	=	exempli gratia (L), for example
etc.	=	Etcetera
FAO	=	Food and Agricultural Organization
g	=	Gram (s)
i.e.	=	id est (L), that is
Kg	=	Kilogram (s)
LSD	=	Least Significant Difference
m <sup>2</sup>	=	Meter squares
ml	=	MiliLitre
M.S.	=	Master of Science
No.	=	Number
SAU	=	Sher-e-Bangla Agricultural University
var.	=	Variety
°C	=	Degree Celceous
%	=	Percentage
NaOH	=	Sodium hydroxide
GM	=	Geometric mean
mg	=	Miligram
P	=	Phosphorus
K	=	Potassium
Ca	=	Calcium
L	=	Litre
µg	=	Microgram
USA	=	United States of America
WHO	=	World Health Organization

## CHAPTER I

### INTRODUCTION

In Bangladesh, mungbean (*Vigna radiata* L.) is an important grain legume belonging to the family Fabaceae which is considered as an excellent source of vegetable protein. It is characterized by good digestibility, flavor, high protein content and absence of any flatulence effects (Ahmed *et al.*, 2008). Considering, protein content among the pulses, it holds the 3<sup>rd</sup> position. According, to production status, it is ranked 4<sup>th</sup> in both acreage and production in Bangladesh (MoA, 2014). It is extensively grown in the tropical and sub-tropical region. In our country, it is used as whole or split seed as Dal (soup) but in many countries sprouted seeds are widely used as vegetable. The whole seeds of the crop are rich in 348 kcal energy, 24.5 mg protein, 1.2 mg fat, 59.9 mg carbohydrate, 75 mg calcium, 8.5 mg minerals, 0.72 mg thiamin, 0.15 µg riboflavin, 49 µg beta-carotene (BARI, 2008). The lysine content makes mungbean a good complementary food for rice-based diets because lysine is usually the first limiting amino acid.

Besides, the crops have the capability to enrich soils through nitrogen fixation (Sharma and Behera, 2009). According to FAO (2013) recommendation, a minimum intake of pulse by a human should be 80 gm/day, whereas it is 7.92 g in Bangladesh (BBS, 2012). This is because of fact that national production of the pulses is not adequate to meet our national demand. In Bangladesh, total production of pulses is only 0.65 million ton against 2.7 million tons requirement. This means the shortage is almost 80% of the total requirement (Rahman and Ali, 2007). This is mostly due to low yield (MoA, 2013).

At present, the area under pulse crop is 0.406 million hectare with a production of 0.322 million tons (BBS, 2013), where mungbean is cultivated in the area of 0.108

million ha with production of 0.03 million tons (BBS, 2014). Plant growth and productivity affected by nature's rage in the form of various abiotic stress factors.

There are many factors which affect germination, growth and yield performance of crops and resulted lower yield in most of the cases. Out of many constraints regarding low production of mungbean, seed germination, growth and development, yield and crop quality are of prime importance.

There are many strategies which have been adopted to overcome the negative effects of adverse situations. A good strategy is the selection of cultivars and species tolerant to related problems (Pavlousek, 2011). Variety is an important factor affecting farmer's yields and is also among the factors given the highest priority for immediate technology transfer. Diffusion of new varieties ensures continuing increase in productivity through the increased yield potential of new varieties; it reduces the investment, thereby increasing the returns and helps to maintain genetic resistance to different biotic and abiotic factors like salinity, drought, diseases and pests etc. (Heisey, 1990).

However, an alternative strategy for the possibilities also to overcome natural stress is by seed priming treatments (Ghiyasi *et al.*, 2008). Seed priming was defined as pre-sowing treatments in water or in an osmotic solution that allows the seed to imbibe water to proceed to the first stage of germination, but prevents radical protrusion through the seed coat (Yari *et al.*, 2012). By providing some special pre-sowing treatments, seeds can be invigorated. Seed priming techniques such as hydro priming, hardening, osmo priming, osmo hardening, hormonal priming have been used to accelerate emergence of more vigorous plants and better drought tolerance in many field crop like wheat (Iqbal and Ashraf, 2007), chickpea, sunflower (Kaya *et al.*, 2006), cotton (Casenave and Toselli, 2007) triticale (Yagmur and Kaydan, 2008).

Seed priming leads to faster, more complete establishment of crops, a lower risk of crop failure and the need to re-plant, more vigorous growth, earlier flowering and maturity and higher yields. Improvement in germination of primed seeds may be attributed due to the fact that priming induced quantitative changes in biochemical activities including greater  $\alpha$ -amylase activity, increasing free sugars and DNA during seed germination (Sung and Chang, 1993). During priming, seeds are partially hydrated so that pre-germinative metabolic activities proceed, while radical protrusion is prevented, then are dried back to the original moisture level (McDonald, 2000). In mungbean, 4 hours and 8 hours primed seeds showed significant difference in germination percentage and seed moisture percentage over non-primed seeds (Saha *et al.*, 2006). Primed seeds usually to exhibit an increased germination rate, greater germination uniformity and greater total germination percentage. Increased germination rate and uniformity have been attributed to metabolic repair during imbibitions build up of germination enhancing metabolites (Abbasdokht, 2011).

In Bangladesh little is known about seed priming and information regarding seed priming with osmotic priming agent in mungbean or other crops in Bangladesh is scarce. Therefore, the present study will be undertaken with the following objectives:

1. To examine the influence of seed priming on the germination behavior of mungbean
2. To observe the emergence capability of mungbean seeds as influenced by priming
3. To investigate the seed priming effects on the field performance of mungbean

## CHAPTER II

### REVIEW OF LITERATURE

Mungbean is an important pulse crop in our country. Farmers suffer from various natural problems like germination, salinity etc. for mungbean cultivation. Seed priming can reduce the water requirement and increase germination percentage, adaptability to salinity and drought which contribute to increase total production of crops. In regions where water is scarce people have to grow mungbean as it requires much less water than boro rice. The following review is presented regarding seed yield and quality of mungbean as affected by seed priming.

#### **2.1 Effect of variety**

Haider and Ahmed (2014) conducted an experiment to assess the quality status of seeds of three varieties of mungbean (NIAB-2006, AZRI-2006 and Chakwal M-6) collected during 2010-11 from National Institute of Agriculture and Biology, Faisalabad (NIAB); Arid Zone Research Institute, Bhakkar (AZARI) and Barani Agriculture Research Institute, Chakwal (BARI). Purity percentage and germination percentage of the seeds of all varieties were higher than the national seed standard. The minimum purity was 99.33%, germination was 88.11% and moisture content of all seed samples was lower than the acceptable seed standard. The minimum moisture content of seed samples was 8.33% and the highest 8.75%. The highest 1000 seed weight differed from 56.58 to 63.33 g among the mungbean varieties.

Ali *et al.* (2014) conducted a field experiment to investigate the effect of sowing time on yield and yield components of different mungbean varieties. Different sowing times (15<sup>th</sup> June, 25<sup>th</sup> June, 5<sup>th</sup> July and 15<sup>th</sup> July) were assigned to main



plots and varieties (NM-2011, NM-2006, AZRI-2006 and NM-98) were allocated to subplots. Different mungbean varieties also responded significantly towards yield and yield components and NM-2011 variety outperformed in terms of maximum seed yield ( $1282.87 \text{ kg ha}^{-1}$ ) than rest of varieties.

Parvez *et al.* (2013) conducted an experiment to study the performance of mungbean as affected by variety and level of phosphorus. The experiment comprised four varieties *viz.* BARI Mung-6, Binamoog-4, Binamoog-6 and Binamoog-8 and four levels of phosphorus *viz.* 0, 20, 40 and  $60 \text{ kg P}_2\text{O}_5 \text{ ha}^{-1}$ , and laid out in a Randomized Complete Block Design with three replications. Results revealed that the longest plant, highest number of branches  $\text{plant}^{-1}$ , number of total pods  $\text{plant}^{-1}$ , seeds  $\text{plant}^{-1}$  and seed weight  $\text{plant}^{-1}$  were obtained from BARI Mung-6. Binamoog-6 produced the highest seed yield which was as good as Binamoog-8. The second highest and the lowest seed yield were recorded from Binamoog-4 and BARI Mung-6, respectively. The highest stover yield was obtained from Binamoog-8 followed by Binamoog-4. The lowest stover yield was recorded from BARI Mung-6.

Rasul *et al.* (2012) conducted an experiment to establish the proper inter-row spacing and suitable variety evaluation in Faisalabad, Pakistan. Three mung bean varieties  $V_1$ ,  $V_2$ ,  $V_3$  (NM-92, NM-98, and M-1) were grown at three inter-row spacing (S1- 30 cm, S2- 60 cm and S3- 90 cm) respectively. Experiment was laid out in Randomized Complete Block Design (RCBD) with split plot arrangement randomizing varieties in the main and inter-row spacing in the sub-plots. The data recorded were analyzed statistically using Fisher's analysis of variance technique and Least Significant Difference (LSD) test at 5% probability level. Highest seed yield was obtained for variety  $V_2$  at 30 cm spacing. Among varieties  $V_2$  exhibited the highest yield  $727.02 \text{ kg ha}^{-1}$  while the lowest seed yield  $484.79 \text{ kg ha}^{-1}$  was obtained with  $V_3$ . The spacing 30 cm showed highest seed yield  $675.84 \text{ kg ha}^{-1}$  as

compared to other spacing treatments. Low potential varieties and improper agronomic practices may be a serious cause of low productivity in pulses. The interaction of  $V_2S_1$  exhibited significantly higher yield than other treatments. The lowest seed yield was obtained at  $V_3S_1$  ( $462.8 \text{ kg ha}^{-1}$ ). The higher yield in  $V_2S_1$  was characterized by more number of plants in narrow spacing of 30 cm ( $37 \text{ plants m}^{-2}$ ), plant height of 51.4 cm, higher number of fruit bearing branches (7 per plant), the highest number of pods per plant (18.86), number of seeds per pod (10.06), 1000 grain weight (4.8 g), the highest biological yield ( $4894.2 \text{ kg ha}^{-1}$ ) with a harvest index of (17.75) and the highest number of nodules per plant (15) were the components of high yield formation for mungbean variety  $V_2$  under the inter-row spacing of 30cm. So it can be concluded that mungbean variety Nm-98 should be grown at inter row spacing of 30 cm under the agro-climatic conditions of Faisalabad.

Ahamed *et al.* (2011) conducted an experiment with five Mungbean varieties namely BARI Mung-2 (M2), BARI Mung-3 (M3), BARI Mung-4 (M4), BARI Mung-5 (M5) and BARI Mung-6 (M6) to observe their morpho-physiological attributes in different plant spacing viz.  $20 \times 10 \text{ cm}$  (D1),  $30 \times 10 \text{ cm}$  (D2) and  $40 \times 10 \text{ cm}$  (D3). The highest plant height of BARI Mung-4 is 49.38 cm that is statistically at par with the height of BARI Mung-3 (i.e. 48.38 cm). Leaf area of BARI Mung-3 was the highest ( $147.57 \text{ cm}^2$ ). The variety BARI Mung-3 produced the lowest leaf area of  $110.00 \text{ cm}^2$ . In the study BARI Mung-2 took 30.44 days for flowering that is statistically at par BARI Mung-6 (30.11) and BARI Mung-4 flower earliest (at 28.88 days after sowing) as compared to all other varieties.

Salah Uddin *et al.* (2009) carried out an experimental to investigate the interaction effect of variety and fertilizers on the growth and yield of summer Mungbean during the summer season of 2007. Five levels of fertilizer viz. control, N + P + K, Biofertilizer, Biofertilizer + N + P + K and Biofertilizer + P + K. and three

varieties BARI mung 5, BARI mung 6 and BINA moog 5 were also used as experimental variables. The experiment was laid out in Randomized Block Design with fifteen treatments where each treatment was replicated three times. BARI mung-6 obtained highest number of nodule plant<sup>-1</sup> and higher dry weight of nodule. It also obtained highest number of pod plant<sup>-1</sup>, seed plant<sup>-1</sup>, 1000 seed weight and seed yield.

Kabir and Sarkar (2008) carried out an experiment to study the effect of variety and planting density on the yield of mungbean in *Kharif-I* season (February to June) of 2003. The experiment comprised five varieties viz. BARIMung-2, BARIMung-3, BARIMung-4, BARIMung-5 and BINAMung-2. The experiment was laid out in a Randomized Complete Block Design with three replications. It was observed that BARI Mung-2 produced the highest seed yield and BINA Moog-2 did the lowest.

Bhuiyan *et al.* (2008) carried out field studies with and without *Bradyrhizobium* was carried out with five mungbean varieties to observe the yield and yield attributes of mungbean. Five mungbean varieties viz. BARI Mung-2, BARI Mung-4, BARI Mung-5, BINA moog-2 and Barisal local, and the rhizobial inoculum (*Bradyrhizobium* strain BAUR-604) were used. The seeds and stover were dried and weighed adjusting at 14% moisture content and yields were converted to t/ha. The yield attributing data were recorded from 10 randomly selected plants. BARI Mung-2 produced the highest seed yield (1.03 t/ha in 2001 and 0.78 t/ha in 2002) and stover yield (2.24 t/ha in 2001 and 2.01 t/ha in 2002). Higher number of pods/plant was also recorded in BARI Mung-2, while BARI Mung-5 produced the highest 1000-seed weight. Application of *Bradyrhizobium* inoculant produced significant effect on seed and stover yields in both trials conducted in two consecutive years. Seed inoculation significantly increased seed (0.98 t/ha in 2001, 27% increase over control and 0.75 t/ha in 2002, 29% increase

over control) and stover (2.31 t ha<sup>-1</sup> in 2001 and 2.04 t/ha in 2002) yields of mungbean. *Bradyrhizobium* inoculation also significantly increased pods plant<sup>-1</sup>, seeds/pod and 1000-seed weight. Inoculated BARI Mung-2 produced the highest seed and stover yields as well as yield attributes, such as pods/plant and seeds/pod.

Muhammad *et al.* (2006) conducted an experiment to study the nature of association between *Rhizobium phaseoli* and mungbean. Inocula of two *Rhizobium* strains, Tal-169 and Tal-420 were applied to four mungbean genotypes *viz.*, NM-92, NMC-209, NM-98 and Chakwal Mung-97. A control treatment was also included for comparison. The experiment was carried out at the University of Arid Agriculture, Rawalpindi, Pakistan, during kharif, 2003. Both the strains in association with NM-92 had higher nodule dry weight, which was 13% greater than other strains x mungbean genotypes combinations. Strain Tal-169 was specifically more effective on genotype NCM-209 and NM-98 compared with NM-92 and Chakwal Mung-97. Strain Tal-420 increased branches plant<sup>-1</sup> of all the genotypes. Strain Tal-169 in association with NCM- 209 produced the highest yield of 670 kg ha<sup>-1</sup> which was similar (590 kg ha<sup>-1</sup>) in case of NCM-209 either inoculated with strain Tal-420 or uninoculated. Variety NM-92 produced the lowest grain yield (330 kg ha<sup>-1</sup>) either inoculated with strain Tal-420 or uninoculated.

Islam *et al.* (2006) carried out an experiment to evaluate the effect of biofertilizer (*Bradyrhizobium*) and plant growth regulators (GA3 and IAA) on growth of 3 cultivars of summer mungbean (*Vigna radiata* L.). Among the mungbean varieties, BINA moog 5 performed better than that of BINA moog 2 and BINA moog 4.

Bhati *et al.* (2005) conducted field studies to evaluate the effects of cultivars and nutrient management strategies on the productivity of different kharif legumes (mungbean, mothbean and clusterbean) in the arid region of Rajasthan, India. The

experiment with mungbean variety K-851 gave better yield than Asha and the local cultivar. In another experiment, mungbean cv. PDM-54 showed 56.9% higher seed yield and 13.7% higher fodder yield than the local cultivar.

Raj and Tripathi (2005) conducted a field experiment to evaluate the effects of cultivar (K- 851 and RMG-62) as well as nitrogen (0 and 20 kg/ha) and phosphorus levels (0, 20 and 40 kg ha<sup>-1</sup>) on the productivity of mungbean. The cultivars K-851 produced significantly higher values for seed and straw yields as well as yield attributes (plant height, pods plant<sup>-1</sup>, seeds pod<sup>-1</sup> and 1000-seed weight) compared with RMG-62. Higher net return and benefit cost (B:C) ratio were also obtained with K-851 (Rs. 6544 ha<sup>-1</sup> and 1.02, respectively) than RMG-62 (Rs. 4833 ha<sup>-1</sup> and 0.76, respectively).

Chaisri *et al.* (2005) conducted a yield trial involving 6 recommended cultivars (KPS 1, KPS 2, CN 60, CN 36, CN 72 and PSU 1) and 5 elite lines (C, E, F, G, H) in Lopburi Province, Thailand, during the dry (February-May 2002), early rainy (June-September 2002) and late rainy season (October 2002-January 2003). The Line C, KPS 1, CN 60, CN 36 and CN 72 gave high yields in the early rainy season, while line H, line G, line E, KPS 1 and line C gave high yields in the late rainy session.

Madriz-Isturiz and Luciani-Marcano (2004) conducted a field experiment and found significant differences in the values of the parameters measured due to cultivar were recorded. The cultivars VC 1973C, Creole VC 1973A, VC 2768A, VC 1178B and Mililiter 267 were the most promising cultivars for cultivation in the area with the average yield was 1342.58 kg/ha.

Apurv and Tewari (2004) conducted a field experiment to investigate the effect of *Rhizobium* inoculation and fertilizer on the yield and yield components of three mungbean cultivars (Pusa 105, Pusa 9531 and Pant mung 2). The variety Pusa

9531 showed higher yield components and grain yield than Pusa 105 and Pant mung 2.

Ali *et al.* (2004) carried out an experiment at BARI, Joydebpur, Gazipur to find out the response of inoculation with different plant genotypes of mungbean. Three varieties of mungbean viz. BARI mung-1, BARI mung-2, BARI mung-3 and Rhizobial inoculums (BARI Rvr 405) were used in this experiment. Each variety was tested with and without inoculation. Inoculated plants gave significantly higher number of nodules.

Mondal *et al.* (2004) conducted an experiment at farmer's field of Rangpur zone during *kharif-1* season to evaluate the performance of four mungbean varieties viz. BINA moog-2, BINA moog-5, BARI mung-2 and BARI mung-5. Result revealed that BINA moog-5 had the highest seed yield ( $1091 \text{ kg ha}^{-1}$ ) than the other tested varieties because it produced the greater number of pods  $\text{plant}^{-1}$  and 1000 seed weight. Moreover, BINA moog-5 matured 5 days earlier than the others.

Solaiman *et al.* (2003) studied on the response of mungbean cultivars BARI mung-2, BARI mung-3, BARI mung-4, BARI mung-5, BINA moog-2 and BU mung-1 to *Rhizobium sp.* Strains TAL 169 and TAL441. It was observed that inoculation of the seeds increased nodulation.

Bhuiyan *et al.* (2003) conducted a field Experiment to study the response of inoculation with different plant genotypes. Four varieties of mungbean viz. BARI mung-2, BARI mung-3, BARI mung-4, BARI mung-5, and Rhizobial inoculum (*Bradyrhizobium* strain RVR-441) were used in this experiment. Each variety was tested with/without inoculation. Inoculated plants gave significantly higher nodule number.

Navgire *et al.* (2001) conducted a field experiment with the seeds of mungbean cultivars BM-4, S-8 and BM-86 inoculated with *Rhizobium* strains M-11-85, M-6-

84, GR-4 and M-6-65 before sowing. S-8, BM-4 and BM-86 recorded the highest mean nodulation (16.66), plant biomass (8.29 q/ha) and grain yield (4.79 q/ha) during the experimental years. S-8, BM-4 and BM-86 recorded the highest nodulation, plant biomass and grain yield when their seeds were inoculated with *Rhizobium* strains M-6-84, M-6-65 and M-11-85, respectively.

## **2.2 Effect of priming**

Nowadays various strategies are employed to generate plants that can withstand these stresses. In recent years, seed priming has been developed as an indispensable method to produce tolerant plants against various stresses. Seed priming is the induction of a particular physiological state in plants by the treatment of natural and synthetic compounds to the seeds before germination. In plant defense, priming is defined as a physiological process by which a plant prepares to respond to imminent abiotic stress more quickly or aggressively. Moreover, plants raised from primed seeds showed sturdy and quick cellular defense response against abiotic stresses. Priming for enhanced resistance to abiotic stress obviously is operating via various pathways involved in different metabolic processes. The seedlings emerging from primed seeds showed early and uniform germination. Moreover, the overall growth of plants is enhanced due to the seed-priming treatments. The main objective of this review is to provide an overview of various crops in which seed priming is practiced and about various seed-priming methods and its effects (Jisha, *et al.* 2013).

The effects of priming on seed germination properties have been well documented. High potential in improving field emergence and ensures early flowering and harvest under stress condition especially in dry areas and under drought stress. Patade *et al.* (2009) suggest that salt priming is an effective pregermination practice for overcoming salinity and drought induced negative effects in sugarcane. Farhoudi and Sharifzadeh (2006) while working with canola reported salt

priming induced improvement in seed germination, seedling emergence and growth under saline conditions. Priming led to an increased solubilization of seed storage proteins like the betasubunit of the 11S globulin and reduction in lipid peroxidation and enhanced antioxidative activity in seeds. Afzal *et al.* (2008) observed that the priming-induced salt tolerance was associated with improved seedling vigor, metabolism of reserves as well as enhanced  $K^+$  and  $Ca^{2+}$  and decreased  $Na^+$  accumulation in wheat plants. Sivritepe *et al.* (2003) evaluate the effect of salt priming on salt tolerance of melon seedling and reported that total emergence and dry weight were higher in melon seedlings derived from primed seeds and they emerged earlier than non-primed seeds. They also observed that total sugar and proline accumulation and prevented toxic and nutrient deficiency effects of salinity because less Na but more K and especially Ca was accumulated in melon in melon seedlings

### **2.3 Effect of seed priming**

Meriem *et al.* (2014) carried out an experiment to evaluate the interactive effect of salinity and seed priming on coriander. The experiment was carried out in completely randomized design with three replications consisting of four coriander genotypes (Tunisian cv, Algerian cv, Syrian cv and Egyptian cv) at two seed conditions (seed priming with  $4 \text{ g L}^{-1}$  NaCl for 12h or no seed priming). Results showed that seed priming and salinity had significantly ( $p < 0.05$ ) affected all the parameters under study. Seed priming with NaCl had diminished the negative impact of salt stress in all cultivars and primed plants showed better response to salinity compared to unprimed plants.

Dalil (2014) reported that during seed priming in medicinal plants seeds are partially hydrated, so that pre-germinative metabolic activities proceed, while radicle protrusion was prevented, then were dried back to the original moisture



level. Primed seeds are physiologically closer to germination and growth after planting than unprimed seeds.

Aymen *et al.* (2014) conducted an experiment to evaluate the effects of NaCl priming on growth traits and some biochemical attributes of safflower (*Carthamus tinctorius* L. cv Safola) in salinity conditions. Seeds of safflower were primed with NaCl (5 g L<sup>-1</sup>) for 12 h in 23 °C. Primed (P) and non primed (NP) seeds were directly sown in the field. Experiments were conducted using various water concentrations induced by NaCl (0, 3, 6, 9 and 12 g L<sup>-1</sup>) in salinity experiment. They found that growth (plant height, fresh and dry weight) and biochemical (chlorophyll, proline and proteins content) of plants derived from primed seeds were greater of about 15 to 30% than that of plants derived from non primed seeds.

Saleem *et al.* (2014) set an experiment to study the effect of seed soaking on seed germination and growth of bitter gourd cultivars. Three cultivars of bitter gourd Faisalabad Long, Jaunpuri and Palee were soaked in water for various soaking durations (4, 8, 12 and 16 hours) along with control to determine the optimal soaking duration and find out the best growing cultivar. The highest germination percentage (85.18%), number of branches plant<sup>-1</sup> (8.64), fruits plant<sup>-1</sup> (20.70) were obtained when the bitter gourd seeds soaked for 12 hours. Earlier emergence (6.28) and earlier flowering (39.40) were recorded in plants where seeds soaked for 16 hours. Seed soaking in water for 12 hours has the potential to improve germination, seedling growth of bitter gourd cultivars.

Mehta *et al.* (2014) reported that presowing seed priming helps to improve germination and stand establishment. Seeds of bitter gourd cultivar Solan Hara were hydro-primed at 20 C between wet germination papers for different durations keeping unprimed seeds as control. The plateau phase (Phase-II) with little change in water content from 53.3 to 57.3% (after 24 hours to 72 hours of seed priming)

found as seed priming regime for bitter gourd. Significantly higher speed of germination, total% germination, seedling length, seedling dry weight, vigour index-I and II were recorded in hydro-priming for 72 hours as compared to other durations and control. Based on seed priming regime i.e. phase-II of seed germination and performance with respect to seed quality parameters it was found that 72 hours of seed priming is optimum in bitter gourd.

Abdoli (2014) set an experiment to evaluate the effects of seed priming on certain important seedling characteristic and seed vigor of fennel (*Foeniculum vulgare L.*) at Department of Agronomy and Plant Breeding, Faculty of Agriculture, Maragheh University in Maragheh state, Iran. Treatment included untreated seeds (control) and those primed in water (H<sub>2</sub>O), sodium chloride (NaCl, 100 mM) and polyethylene glycol 6000 (PEG-6000, water potential-1.6 MPa), in darkness for 18 hrs. Among them unsoaked seed (control) and hydropriming treatments had the lowest plumule, radicle and seedling length, seedling dry weight and seedling vigor index. PEG and NaCl in all of traits were better than the water priming treatments, respectively. PEG-6000 (1.6 MPa) is the best treatment for breaking of fennel seed dormancy.

Rastin *et al.* (2013) conducted an experiment in 2011 in Arak, Iran, to evaluate the effect of seed priming treatments on the seed quality of red bean. The experiment was conducted in split plot in the form of a randomized complete block design with three replications and two factors. The first factor was primary seed priming, in which seeds were or were not treated with water, for 14 hours. The second factor was complementary seed priming which was conducted after drying the seeds treated in the first step and water, 100 ppm KCl, 0.5% CaCl<sub>2</sub>.2H<sub>2</sub>O, 50 ppm KH<sub>2</sub>PO<sub>4</sub> and 20 ppm GA<sub>3</sub> were used to treat seeds for 14 hours. They found that Primary seed priming had no significant effect on none of the measured traits but complementary seed priming significantly affected plant dry matter, grain yield,

100 grain weight and the number of pods. The highest plant dry matter (53.06 g) and the highest grain yield (5.98 t/ha) were achieved when seeds were first treated with water (as the primary seed priming) and after drying were treated with GA3 (as the complementary seed priming).

Meena *et al.* (2013) conducted an experiment for two consecutive years 2010-11 and 2011-12 to evaluate the influence of hydropriming on the water use efficiency and grain yield of wheat (*Triticum aestivum* L.) under moisture stress. The hydro-primed and pregerminated seeds established earlier than dry seeds leading to better crop establishment under optimum, sub optimum soil moisture as well as dry soil conditions leading to higher tillering and grain yield.

Ajirlo *et al.* (2013) reported that germination and early growth under prevailing environmental conditions improves by seed priming technique. Their result showed that all the priming treatments significantly affect the fresh weight, shoot length, number of roots, root length, vigor index, time to start emergence, time to 50% emergence and energy of emergence of forage maize. The interactive effect of varieties and priming techniques were not significant for mean emergence time and coefficient of uniformity of emergence.

Aymen and Cherif (2013) reported that with increasing salinity, emergence traits (total emergence, mean emergence time), growth parameters (plant height, shoot fresh and dry weight) and mineral contents ( $K^+$  and  $Ca^{2+}$ ) decreased, but to a less degree in primed seeds. At different salinity levels, primed seeds possessed higher emergence and growth rate than control.

Dastanpoor *et al.* (2013) carried out an experiment to find out the influence of hydro priming treatments on seed parameters of *Salvia officinalis* L. (sage). Seeds of sage were treated by hydro priming at three temperatures 10, 20, 30°C for 0, 12, 24 and 48 h. Hydro priming clearly improved the final germination percentage

(FGP), mean germination time (MGT) and synchronized the germination of seeds at each three temperature. All the treatments resulted in germination enhancement except hydro primed seeds for 48 h at temperature 30°C. Hydro priming (12 h at 30°C) was most effective in improving seed germination that FGP was increased by 25.5% as compared to that of non-primed seeds.

Kisetu *et al.* (2013) conducted a field study to assess the effects of priming okra (*Abelmoschus esculentus* L.) seeds var. clemson spineless in tap-water, di ammonium phosphate (DAP) and Minjingu (M) Mazao fertilizers at varying hours from non-primed (absolute control) to 48 h at an interval of 12 h. The priming materials used contained 0.115 g L<sup>-1</sup> DAP, 1 g L<sup>-1</sup> M-Mazao, and 1 L tap-water. Seeds primed with DAP for 36 h gave the highest number of pods (6) as compared with the absolute control (3), tap-water (5) at 36 h and M-Mazao (5) at 12 h. The highest yield (4.52 t/ha) was obtained for DAP at 36 h compared with M-Mazao (3.32 t ha<sup>-1</sup>) at 12 h, tap-water (3.16 t ha<sup>-1</sup>) at 36 h and absolute control (1.88 t ha<sup>-1</sup>).

Ogbuehi *et al.* (2013) carried out a field experiment in 2012 at Teaching and Research Farm of faculty of Agriculture and Veterinary Medicine, Imo State University, Owerri to assess the effect of hydro priming duration on performance of morphological indices of Bambara groundnut (*Vigna subterranean* (L.) Verdc). The treatments were 12hrs, 24 hrs, 36 hrs, 48 hrs and 0 hrs which served as control (untreated seeds). Among the treatments 24hours hydro priming duration found to improve the performance of growth indices measured whereas the 36 hours was the least effective.

Ali *et al.* (2013) reported that seed priming improves irrigation water use efficiency, yield, and yield components of late-sown wheat under limited water condition. Seed priming treatments reduced the mean emergence time and promoted germination, early canopy development, and tillering in comparison to

the untreated control. The number of fertile tillers, plant height, 1000-grain weight, and grain and biological yield were also increased by different priming techniques. On-farm priming and hydropriming for 12 h gave higher grain and biological yields and higher harvest index than other priming treatments. Seed priming increased the irrigation water use efficiency (IWUE) of all irrigation regimes. Grain yields were linearly increased at 100% ETo while maximum IWUE was achieved at 80% ETo.

Amoghein *et al.* (2013) conducted an experiment on the effect of osmopriming and hydropriming on the different index of germination & early growth of wheat under salty stress. They reported that the simple effect of priming for all the characteristics under study, except of shoot dry weight and simple effect of salinity for all the characteristics under study in the experiment at 1% level was significantly simple effect of seed soaking time (4 hours) only on hypocotyle length was significantly. Interaction of salinity on seed priming for root dry weight, longest root on the 5% level showed a statistical significant difference. Also shoot dry weight had a positive and significant correlation with the first and second leaf length, root number and root longest at the %1 level.

Azadi *et al.* (2013) set an experiment on seed germination, seedling growth and enzyme activity of wheat seed primed under drought and different temperature conditions. They found that the highest germination percentage (GP) (94.33%), normal seedling percentage (NSP) (92%), germination index (GI) (44.85) and seedling length (11.03 cm) were attained from osmo-priming in control conditions. Seed priming with PEG 6000 significantly increased germination characteristics as compared to the unprimed seeds under drought stress. Osmopriming also increased catalase (CAT) and ascorbate peroxidase (APX) as compared to the unprimed.

Abbasdokhta *et al.* (2013) studied the effect of priming and salinity on physiological and chemical characteristics of wheat (*Triticum aestivum* L.). They showed that primed plants significantly reduced its gas exchanges by accelerating senescence under a series of salt stress, which became more serious along with the increasing of salt concentrations, especially at 21 d after anthesis. Under each level of salt stress, dry matter accumulation of primed plants was always higher than the non-primed plants. Primed plants had higher potassium selectivity against sodium than non-primed plants. Salt stresses caused significant declines in growth period of wheat by accelerating leaf senescence at reproductive stage. Primed plants of wheat successfully preserved normal growth by maintaining  $Pn$ ,  $K^+/Na^+$ , leaf area duration (LAD) and dry matter accumulation (DMA), while non-primed plants decreased considerably in those parameters.

Dey *et al.* (2013 ) carried out an experiment at the Seed Laboratory of the Department of Agronomy, Bangladesh Agricultural University, Mymensingh during the period from January to April 2012 to study the effect of hydropriming on field establishment of seedlings obtained from primed seeds of *Boro* rice cv. BRRI dhan29. Seeds were soaked in water for 0, 24, 30, 36, 42, 48, 54 and 60 hours. They found that priming treatments had significant effect on germination and other growth parameters of rice seedlings. The highest germination, vigor index, population  $m^{-2}$ , length of shoot and root and their weights were found at 15 and 30 DAS. The lowest mean germination time was observed from hydropriming of seeds with 30 hours soaking. On the contrary, no priming treatment showed the lowest germination, vigor index, population  $m^{-2}$ , and the highest mean germination time.

Tilahun-Tadesse F *et al.* (2013) carried out a field experiment in 2010 and 2011 at Fogera plains, Ethiopia to study the effect of hydro-priming and pregerminating rice seed on the yield and response of the crop to terminal moisture stress. They

found that planting pre-germinated seeds as well as seeds soaked and dried for 24 hrs at the local (farmers') sowing time resulted in significantly earlier seedling emergence, heading, and maturity. Higher numbers of productive tillers, filled spikeletes, leaf area index, crop growth rate, net assimilation rate, grain yield, biomass yield, and harvest index were recorded in response to planting pre germinated seeds followed by seeds soaked and dried for 24 hrs at farmers' sowing time.

Shirinzadeh *et al.* (2013) set an experiment to evaluate the effects of seed priming with Plant Growth Promoting Rhizobacteria (PGPR) on grain yield and agronomic traits of barley cultivars in 2009. Seed priming with Plant Growth Promoting Rhizobacteria affected plant height, spike length, number of spike per area, grains per spike, 1000-grain weight and grain yield, significantly. Maximum of these traits were obtained by the plots in which seeds were inoculated with *Azospirillum* bacteria. The highest grain yield (3063.4kg.ha<sup>-1</sup>) was obtained in cultivar of Makori. Application of PGPR bacteria (especially *Azospirillum*) had an appropriate performance and could increase grain yield to an acceptable level and could be considered as a suitable substitute for chemical fertilizer in organic agricultural systems

Hoseini *et al.* (2013) examines the effect of priming on laboratory experiments and field studies. They found that the influence of various treatments on germination percentage and rate were significant. The length of plumule and radicle in magnetic field in comparison with others were the highest. Some treated seeds were stored and reduction of germination percentage were observed. Considering physiological characters, the most Leaf Area Index and Leaf Area Ratio were seen in magnetic field treatment. The effects of priming on plant height, biomass dry weight and essential oil were significant. Different durations of magnetic field had the most positive effect on essential oil.

Dastanpoor *et al.* (2013) carried out an experiment to find out the influence of hydro priming treatments on seed parameters of *Salvia officinalis* L. (sage). Seeds of sage were treated by hydro priming at three temperatures 10, 20, 30°C for 0, 12, 24 and 48 h. Hydro priming clearly improved the final germination percentage (FGP), mean germination time (MGT) and synchronized the germination of seeds at each three temperature. All the treatments resulted in germination enhancement except hydro primed seeds for 48 h at temperature 30°C. Hydro priming (12 h at 30°C) was most effective in improving seed germination that FGP was increased by 25.5% as compared to that of non-primed seeds.

Sarkar (2012) noted that seed priming improved seedling establishment under flooding. Acceleration of growth occurred due to seed pretreatment, which resulted longer seedling and greater accumulation of biomass. Seed priming greatly hastened the activities of total amylase and alcohol dehydrogenase in variety Swarna-Sub 1 than Swarna. Priming had positive effects on yield and yield attributing parameters both under non-flooding and early flooding conditions.

Moghanibashi *et al.* (2012) conducted a laboratory experiment to evaluate the effect of aerated hydropriming (24h) on two cultivar of sunflower (Urfloar and Blazar) seed germination under a range of drought stress and salt stress. They found that hydropriming for 24 h increased germination percentage, germination rate, germination index, root and shoot length, root and shoot weight of seed sunflower as compared with the control. Primed seeds produced higher germination rate and percentage, D50 and GI under all salinity and drought levels as compared with non-primed seeds. There was interaction between cultivar and priming on the germination rate and D50 as hydropriming was more effective in cultivar Urfloar.

Mirshekari (2012) studied the effects of seed priming with solutions of Fe and B, each at concentrations of 0.5%, 1%, 1.5%, and 2%, and 1.5% Fe + 1% B, on the



germination and yield of dill (*Anethum graveolens*) in both field and laboratory condition .He found that in laboratory the effect of the studied treatments on the final germination percentage was significant. The seedling vigor index of dill was restricted when the Fe and B concentrations increased beyond 1.5% and 1%, respectively. The highest seed yield was recorded for the concentration of 1.5% Fe + 1% B in solution, which produced nearly 20% greater yield than the control. The essential oil concentration of the seeds ranged from 2.60% for 0.5% Fe to 2.81% for 1.5% B for the priming solutions. There was a positive response to seed priming with Fe and B regarding the essential oil yield. Priming dill seeds in the 1.5% Fe + 1% B solution resulted in a further increase in dill yield

Elouaer and Hannachi (2012) reported that in a study to the effect of seed priming with 5 g/L NaCl and KCl on germination and seedlings growth of safflower (*Carthamus tinctorius*) exposed to five levels of salinity (0, 5, 10, 15 and 20 g/L). NaCl and KCl priming have improved germination parameters (germination percentage, mean germination time, germination index and coefficient of velocity) and growth parameters (radicle and seedling length, seedling fresh and dry weight and Vigour Index) of safflower under saline condition.

Lemrasky and Hosseini (2012) conducted an experiment on the effect of seed priming on the germination behavior of wheat. They found that Maximum seed germination percentage was observed when seed primed by PEG 10% for 45 h. The most stem and radical length were obtained for seeds with KCl 2% and KCl 4% for 45 h. Rate of germination was improved when the seed soaked water and PEG 10%. There was interaction between seed priming media priming duration showed the beneficial effects on germination percentage and stem length.

Yousaf *et al.* (2011) noted that in an experiment of effects of seed priming with 30 mM NaCl on various growth and biochemical characters of 6 wheat varieties (Tatara-96, Ghaznavi-98, Fakhri Sarhad, Bakhtawar-92, Pirsabaq-2004 and

Auqab- 2000) under 4 salinity levels (0, 40, 80 and 120 mM), the effects of varieties and salinity were significant ( $P < 0.05$ ) and of seed priming was non significant ( $P > 0.05$ ) on plant height (cm), root length (cm) and shoot chlorophyll- a contents.

Sharifi *et al.* (2011) set an experiment to evaluate the effects of seed priming with Plant Growth Promoting Rhizobacteria (PGPR) on dry matter accumulation and yield of maize (*Zea mays* L.) hybrids in 2009 at the Research Farm of the Faculty of Agriculture University of Mohaghegh Ardabili. They showed that seed priming with Plant Growth Promoting Rhizobacteria affected grain yield, plant height, number of kernel per ear, number of grains per ear significantly. Maximum of these characteristics were obtained by the plots which seeds were inoculated with *Azotobacter* bacteria. Mean comparison of treatment compound corn hybrids xvarious levels of priming with PGPR showed that maximum grain yield and number of kernel per ear were obtained by the plots which was applied SC-434 hybrid with *Azotobacter* bacteria and minimum of it was obtained in SC-404 hybrid without of seed priming.

Yari *et al.* (2011) set an experiment on the effect of seed priming on grain yield and yield components of bread wheat. They found that osmotic priming with PEG10% had positive significant effects on emergence percentage, straw, grain and biological yield compared to other seed priming treatments (KCl 2%, KH<sub>2</sub> PO<sub>4</sub> 0.5% and distilled water). It was recognized that the maximum straw, biological yield, kernel weight, number of spikes per m<sup>2</sup> was obtained from Sardari-101 meanwhile the highest number of kernels per spike was achieved from Azar-2.

Arif *et al.* (2010) carried out an experimen to study the effect of seed priming on growth parameters of soybean (*Glycine max* L.) cv. William-82. Three seed priming durations (6, 12 and 18 h) and five Polyethylene glycol (PEG 8000)

concentrations (0, 100, 200, 300 and 400 g L<sup>-1</sup> water) along with dry seed (non primed) as control treatment were included in the experiment. They found that primed seed plots recorded higher AGR and CGR as compared with non-primed seed plots at I<sub>1</sub> during 2004 and RGR showed the same trend at I<sub>1</sub> and I<sub>2</sub> during 2003.

Tzortzakis (2009) noted that halopriming (KNO<sub>3</sub>) or growth regulators (gibberelic acid; GA<sub>3</sub>) improved the rate of germination of endive and chicory and reduced the mean germination time needed. 30 min pre-sowing treatment with NaHClO<sub>3</sub>, methyl jasmonate and dictamus essential oil decreased seed germination as well as seed radicle length *in vitro*. 6 benzylaminopurine (BAP) or NaHClO<sub>3</sub> treatment reduced plant growth. He suggested that KNO<sub>3</sub> and secondly GA<sub>3</sub> treatments may improve rapid and uniform seedling emergence and plant development in nurseries and/or in greenhouses, which is easily applicable by nursery workers with economic profits.

Farahbakhsha *et al.* (2009) studied the effects of seed priming on agronomic traits in maize using NaCl solutions containing different salt concentrations. Salinity treatments were 0, 4, 8 and 12 dS.m<sup>-1</sup> and salt solutions for priming were 0.0, 0.5 and 1.0 molar NaCl. Seed characteristics like shoot dry weight, stem length, number of leaves, leaf area, chlorophyll and ion leakage were measured. They found that the effects of salinity and seed priming on shoot dry weight, stem length, number of leaves, leaf area, chlorophyll and ion leakage were significant at the probability level of 1% (P < 0.01). The increase in salinity up to 12 dS.m<sup>-1</sup> negatively influenced all traits except ion leakage and the amounts of reduction for the mentioned traits were 75.67, 52.25, 25, 69.97 and 21.17%, respectively, as compared with the control. In the case of ion leakage, the difference was 3.03 times less than that of control. Seed priming compensated the negative effects of salinity on plant traits and all the traits positively responded to the treatment of

seed priming.

Amjad *et al.* (2007) set an experiment to evaluate the influence of seed priming using different priming agents (distilled water, NaCl, salicylic acid, acetyl salicylic acid, ascorbic acid, PEG-8000 and KNO<sub>3</sub>) on seed vigour of hot pepper cv. They found that all priming treatments significantly improved seed performance over the control. KNO<sub>3</sub> primed seeds excelled over all other treatments; decreased time taken to 50% germination, increased root and shoot length, seedling fresh weight and vigour over all other priming agents. Seeds were primed in water (hydropriming) and NaCl (1% solution) (halopriming) and sown in pots at different salinity levels [1.17 (control), 3, 5 and 7 dS m<sup>-1</sup>], along with unprimed seeds. Emergence rate (ER), final emergence percentage (FEP), reduction percentage of emergence (RPE), shoots length, number of secondary roots, seedling fresh weight and vigour were significantly improved by both priming treatments over the control; halopriming was more effective than hydropriming. Number of secondary roots was maximum in haloprimed and unprimed seeds. Seed priming treatment did not significantly affect root length, fresh and dry weight of seedlings.

Ghana *et al.* (2003) reported that Insufficient stand establishment of winter wheat (*Triticum aestivum* L.) is a major problem in the low-precipitation (300mm annual) dryland summer fallow region of the inland Pacific Northwest, USA. A 2-yr study involving laboratory, greenhouse, and field components to determine seed priming effects on winter wheat germination, emergence, and grain yield. They suggested that seed priming has limited practical worth for enhancing emergence and yield of winter wheat planted deep into summer fallow.

Giri *et al.* (2003) conducted an experiment at Washington State University showed that priming media enhanced germination during the first 24 to 48 h, but RGP of checks was generally equal to or greater than all priming treatments at 72

h. Water was equal to or more effective than any other priming media tested. Soaking seed for more than 12 h duration in any priming media tended to reduce rate and extent of germination, suggesting that optimum soaking time for wheat may be less than 12 h.

From the above review of literature it can be concluded that variety had a significant effect on growth and yield of mungbean. Moreover, seed priming technique also contributed to higher growth and yield of mungbean.

## CHAPTER III

### MATERIALS AND METHODS

A field experiment was conducted at the Agronomy field of Sher-e-Bangla Agricultural University to find out the seed yield and quality of mungbean as affected by seed priming. This chapter provided a brief description on location, climate, soil, crop, fertilizer, experimental design, cultural operations, collection of plant samples, materials used in the experiment and the methods followed and statistical analyses.

#### 3.1 Experimental site

The research work was conducted at the Agronomy Farm of Sher-e-Bangla Agricultural University, Dhaka-1207 to study the effect of organic manure and variety on the yield contributing characters and yield of mungbean during the period from February 2018 to June 2018. Experimental field was located at 90°22' E longitude and 23°41' N latitude and altitude of 8.2 m above the sea level. The experimental site is presented in Appendix I.

#### 3.2 Climate

Experimental area belongs to subtropical climatic zone which is characterized by heavy rainfall, high temperature and relatively long day period during “Kharif-1” season (April-September) and scarce rainfall, low humidity, low temperature and short day period during “Rabi” season (October-March). This climate is also characterized by distinct season, *viz.* the monsoon extending from May to October, the winter or dry season from November to February and per-monsoon period or hot season from March to April (Edris *et al.*, 1979). The meteorological data in respect of temperature, rainfall, relative humidity, average sunshine and soil temperature for the entire experimental period have been shown in Appendix II.

### **3.3 Characteristics of soil**

The soil of the experimental area belongs to the Modhupur Tract in Agroecological Zone (AEZ)-28 (UNDP, 1988). It was medium high land and the soil series was Tejgaon (FAO, 1988). The soil was having a texture of sandy loam with pH and CEC were 5.6 and 2.64 meq/100 g soil, respectively. The characteristics of the soil under the experimental plot were analyzed in the Soil Testing laboratory, SRDI, Khamarbari, Dhaka and details of the recorded soil characteristics were presented in Appendix III.

### **3.4 Planting materials**

The materials used in the study were mungbean seeds (cv. BARI mung 6, BARI mung 8) which were collected from BARI, Joydebpur, Gazipur, Bangladesh. The initial seed moisture content was in between 10-12%. The seeds were fresh, clean, and disease and insect free.

### **3.5 Experimental Treatment**

The following treatments were included in the experiment:

#### **Factor A: Variety - Two varieties**

1.  $V_1$  = BARI mung 6
2.  $V_2$  = BARI mung 8

#### **Factor B: Priming - Four priming**

1.  $T_0$  = Control (No priming)
2.  $T_1$  = Water
3.  $T_2$  = PEG
4.  $T_3$  = Mannitol

There were 8 ( $2 \times 4$ ) treatment combinations given below:

$V_1T_0, V_1T_1, V_1T_2, V_1T_3, V_2T_0, V_2T_1, V_2T_2, V_2T_3.$

### **3.6 Methods of seed priming techniques**

Procedures of pre-sowing seed treatments

1. Two hundred gram of mungbean seeds were taken in each variety namely BARI mung 6 and BARI mung 8.
2. The seeds were soaked in different priming agent for 6 hours separately at room temperature as per treatments.
3. Primed seeds were sown on each plot for seedling emergence, growth and yield.

### **3.7 Land preparation and fertilizer dose**

The experimental plot was thoroughly prepared by ploughing with power tiller followed by harrowing and laddering. After laddering, the weeds and the stubble of previous crops were removed from the land. Recommended doses of fertilizers and manures were 50-85-35-5-10000-1.5 kg ha<sup>-1</sup> of Urea, TSP, MoP, Gypsum, Cowdung and Borax respectively. Half the amount of urea, all of TSP, MOP, Gypsum cowdung and borax was applied to the soil at the time of final land preparation. The rest of the urea was top dressed after 25days of sowing.

### **3.8 Experimental design and layout**

The experiment was laid out in Randomized Complete Block Design (RCBD) with three replications. There were 8 treatment combinations. In total of 24 unit plots and the size of each unit plot was 3 m × 2 m. The distance maintained between two replications and two plots were 1 m and 0.5 m, respectively. The layout of the experiment is shown in Figure 1.



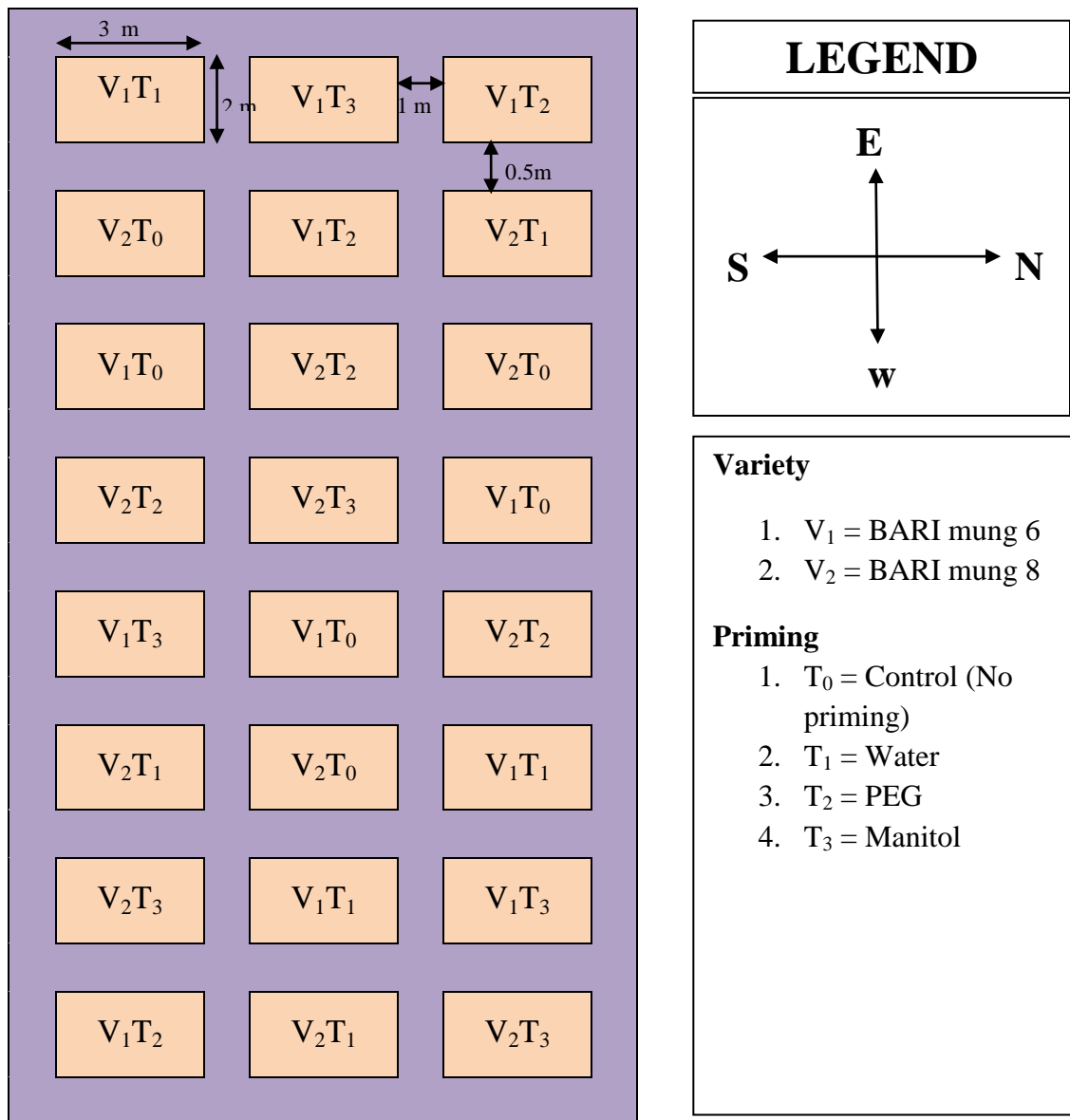


Fig. 1. Layout of the experimental plot

### **3.9 Sowing of seeds**

The seeds of mungbean were sown in the field on 20 February 2018.

### **3.10 Intercultural operation**

#### **3.10.1 Gap filling**

During seed sowing, few seeds were sown in the border of the plots. Seedlings were transferred to fill up the gap where seeds failed to germinate. Seedlings about 15 cm height were transplanted from border rows with roots plunged 5 cm below the soil in hills in the evening and watering was done to protect the seedlings from wilting. All gaps were filled up within two weeks after germination of seeds.

#### **3.10.2 Thinning**

When the plants established, one healthy plant per hill was kept and remaining one was plucked.

#### **3.10.3 Weeding and mulching**

Weeding and mulching were done whenever it was necessary to keep the plots free from weeds and to pulverize the soil.

#### **3.10.4 Plant protection**

Plant protection from insect and diseases were done whenever it was necessary to keep the disease and insect free.

### **3.11 Harvesting**

Mungbean crops matured at different times. So harvesting of mungbean was done on 5 June, 2018. Five plants from each plot were randomly selected to collect data on plant parameters and these were harvested by uprooting. The whole plots were harvested to assess grain and straw yields.

### **3.12 Collection of experimental data**

Data on the following characters were collected from experimental plots and selected plants.

#### **3.12.1 Plant height**

The height of sample plants were measured from the ground level to the tip of main shoot and mean plant height was recorded (cm).

#### **3.12.2 Number of branches plant<sup>-1</sup>**

All the branches present on five sample plants were counted and were averaged.

#### **3.12.3 Days to 50% flowering**

Days to 50% flowering was recorded from the date of sowing (50% of the plants in a plot when opened flowers fully).

#### **3.12.4 Days to 80% flowering**

Days to 80% flowering was recorded from the date of sowing (80% of the plants in a plot when opened flowers fully).

#### **3.12.5 Number of pods plant<sup>-1</sup>**

Number of pods for five sample plants was recorded and was averaged.

#### **3.12.6 Number of seeds pod<sup>-1</sup>**

Randomly selected ten pods were taken from each sample plant and average number of seeds in a pod was determined.

#### **3.12.7 Weight of 1000 seeds**

One thousand clean dried seeds in each replicate was taken and weighed by an electrical balance.

### **3.12.8 Grain weight plant<sup>-1</sup> (g)**

From five randomly selected plants, grain weight was measured weighed by an electrical balance and then averaged and expressed in gram.

### **3.12.9 Grain yield ha<sup>-1</sup> (kg)**

After threshing, cleaning and drying the total seed yield from the harvested area including the five sampled plants were recorded as seed yield which was converted to t ha<sup>-1</sup>.

### **3.12.10 Percent seedling emergence (% Germination)**

After collection of harvested seeds, percent seedling emergence was tested in the Laboratory. Sample seeds from each replication collected from the experiment field were tested for percent seedling emergence. Data on percent seedling emergence was recorded at 4, 6, 8 and 10 days after sowing. Normal seedlings were counted and the number of emerged seedlings was recorded.

### **3.12.3 Seed viability test**

#### **Percent (%) seed germination**

The number of sprouted and germinated seeds (Seedling emergence) was counted daily commencing. Germination was recorded at 24 hrs interval and continued up to 10<sup>th</sup>. More than 2 mm long plumule and radicle was considered as germinated seed. The germination rate (seedling emergence) was calculated using the following formula:

$$\text{Rate of germination (\%)} = \frac{\text{Total Number of germinated seeds}}{\text{Total seed placed for germination}} \times 100$$

### **Root length (cm)**

The Root length of five seedlings from each sample was recorded finally at 10 DAS. Measurement was done using a meter scale and unit was expressed in centimeter (cm).

### **Shoot length (cm)**

The shoot length of five seedlings from each sample was measured finally at 10 DAS. Measurement was done using the unit centimeter (cm) by a meter scale.

### **Seed vigor index**

The vigor index (VI) of the seedlings can be estimated as suggested by Abdul-Baki and Anderson (1973):

$$VI = RL + SL \times GP,$$

Where

RL = root length (cm),

SL = shoot length (cm) and

GP = germination percentage.

### **3.13 Statistical analysis**

The collected data were compiled and tabulated. Statistical analysis was done on various plant characters to find out the significance of variance resulting from the experimental treatments. Data were analyzed using analysis of variance (ANOVA) technique with the help of computer package programme MSTAT-C (software) and the mean differences were adjudged by least significant difference test (LSD) as laid out by Gomez and Gomez (1984).

## CHAPTER IV

### RESULTS AND DISCUSSION

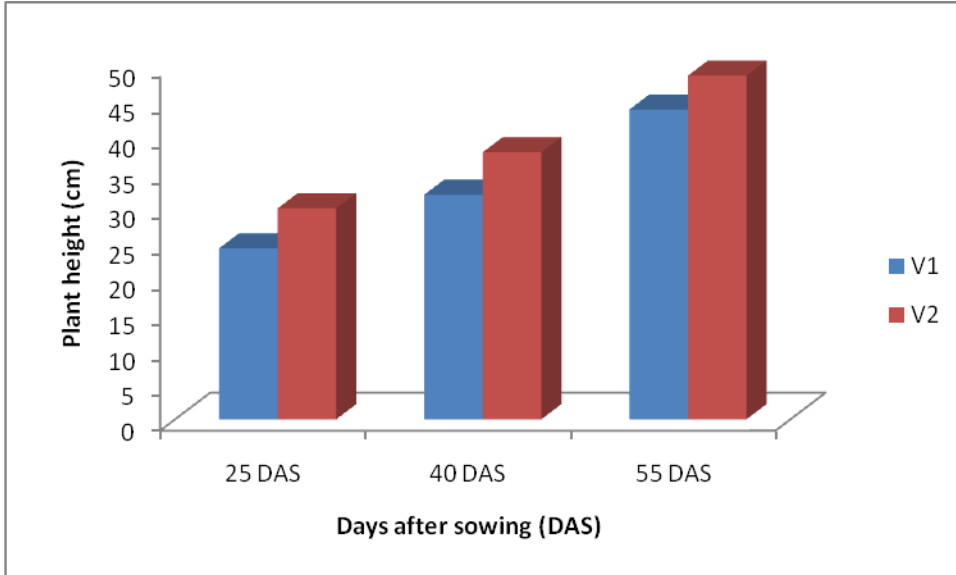
Effects of seed priming on the yield and quality of mungbean was studied in this experiment. The parameters studied in the experiment were statistically analyzed and the results obtained were presented in figures with an effective interpretation to arrive at logical conclusions as per objectives of the study. The mean results of the present experiment have been presented in Table 1 through 6 and figure 2 through 9. The analyses of variance for different parameters have been presented in Appendices IV through IX. A discussion on the result of the experiment has been made in this chapter parameter-wise.

#### 4.1 Field performance of mungbean

##### 4.1.1 Plant height (cm)

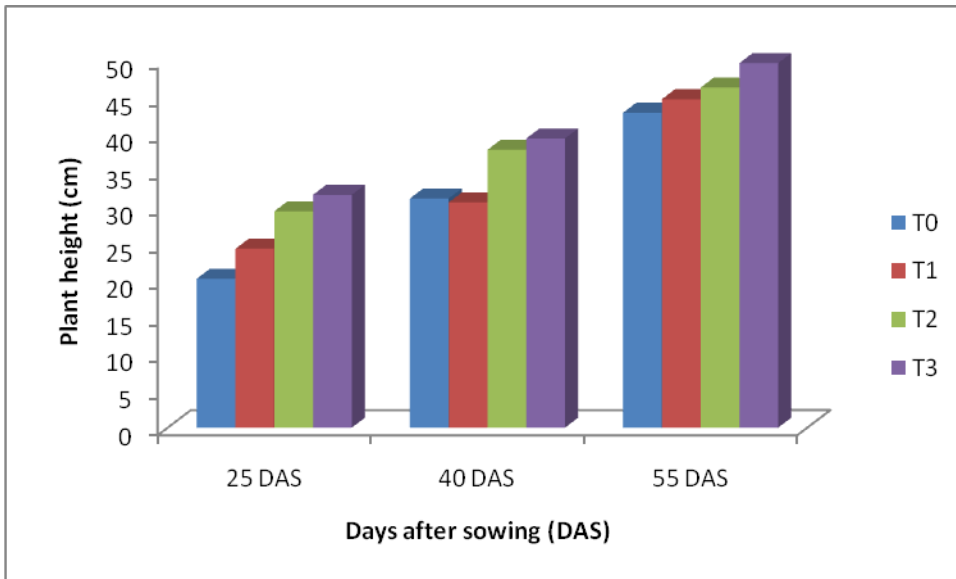
###### Effect of variety

There was a significant variation on plant height at different growth stages influenced by different varieties of mungbean (Fig. 2 and Appendix IV). Results revealed that the highest plant height (29.84, 37.77 and 48.60 cm at 25, 40 and 55 DAS, respectively) was found from the variety, V<sub>2</sub> (BARI mung 8). The lowest plant height (24.18, 31.76 and 43.80 cm at 25, 40 and 55 DAS, respectively) was found from the variety, V<sub>1</sub> (BARI mung 6). Similar result was also observed by Rasul *et al.* (2012) and d Ahamed *et al.* (2011).



V<sub>1</sub> = BARI mung 6, V<sub>2</sub> = BARI mung 8

Fig. 2. Plant height of mungbean as influenced by variety (LSD<sub>0.05</sub> = 1.51, 2.04 and 2.11 at 25, 40 and 55 DAS, respectively)



T<sub>0</sub> = Control (No priming), T<sub>1</sub> = Water, T<sub>2</sub> = PEG, T<sub>3</sub> = Mannitol

Fig. 3. Plant height of mungbean as influenced by seed priming (LSD<sub>0.05</sub> = 0.41, 1.04 and 1.11 at 25, 40 and 55 DAS, respectively)

### **Effect of seed priming**

Different seed priming treatments had significant influence on plant height of mungbean at different growth stages (Fig. 3 and Appendix IV). It was found that the highest plant height (31.76, 39.44 and 49.72 cm at 25, 40 and 55 DAS, respectively) was found from the priming treatment, T<sub>3</sub> (seed priming with Mannitol) which was significantly different from all other treatments followed by the treatment T<sub>1</sub> (seed priming with water). Similarly, the lowest plant height (20.32, 31.26 and 42.96 cm at 25, 40 and 55 DAS, respectively) was found from the priming treatment, T<sub>0</sub> (control; No priming) which was also significantly different from all other treatments followed by the treatment T<sub>1</sub> (seed priming with water). The result obtained from the present study was similar with the findings of Aymen *et al.* (2014), Ali *et al.* (2013) and Shirinzadeh *et al.* (2013).

### **Interaction effect of variety and seed priming**

Remarkable variation was observed on plant height at different growth stages influenced by interaction effect of variety and seed priming treatments (Table 1 and Appendix IV). Results indicated that the highest plant height (33.74, 40.78 and 52.60 cm at 25, 40 and 55 DAS, respectively) was found from the treatment combination of V<sub>2</sub>T<sub>3</sub> which was statistically identical with V<sub>2</sub>T<sub>2</sub> at 25 DAS but at 40 and 55 DAS it was significantly different from all other treatments followed by V<sub>2</sub>T<sub>1</sub> and V<sub>2</sub>T<sub>2</sub>. The lowest plant height (18.77, 23.33 and 40.28 cm at 25, 40 and 55 DAS, respectively) was found from the treatment combination of V<sub>1</sub>T<sub>0</sub> which was significantly different from all other treatments at all growth stages followed by V<sub>1</sub>T<sub>1</sub>.



**Table 1. Plant height of mungbean influenced by variety and seed priming**

Treatment	Plant height (cm) at		
	25 DAS	40 DAS	55 DAS
V <sub>1</sub> T <sub>0</sub>	18.77 e	28.72 e	40.28 f
V <sub>1</sub> T <sub>1</sub>	22.36 d	23.33 f	43.70 e
V <sub>1</sub> T <sub>2</sub>	25.82 c	36.88 c	44.36 d
V <sub>1</sub> T <sub>3</sub>	29.78 b	38.10 b	46.84 bc
V <sub>2</sub> T <sub>0</sub>	21.87 d	33.80 d	45.64 cd
V <sub>2</sub> T <sub>1</sub>	30.54 b	37.56 b	47.75 b
V <sub>2</sub> T <sub>2</sub>	33.20 a	38.92 b	48.42 b
V <sub>2</sub> T <sub>3</sub>	33.74 a	40.78 a	52.60 a
<b>LSD<sub>0.05</sub></b>	1.114	1.203	1.243
<b>CV(%)</b>	<b>7.387</b>	<b>9.247</b>	<b>8.611</b>

V<sub>1</sub> = BARI mung 6, V<sub>2</sub> = BARI mung 8

T<sub>0</sub> = Control (No priming), T<sub>1</sub> = Water, T<sub>2</sub> = PEG, T<sub>3</sub> = Mannitol

#### 4.1.2 Number of branches plant<sup>-1</sup>

##### Effect of variety

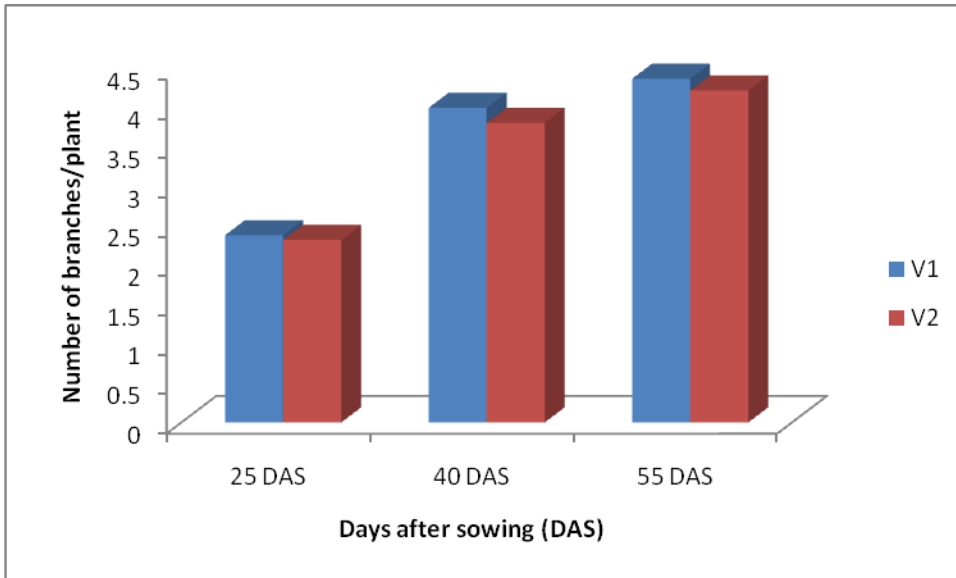
Number of branches plant<sup>-1</sup> was not affected significantly by different varieties of mungbean at different growth stages (Fig. 4 and Appendix V). However, It was found that the highest number of branches plant<sup>-1</sup> (2.38, 4.00 and 4.37 at 25, 40 and 55 DAS, respectively) was found from the variety, V<sub>1</sub> (BARI mung 6) and the lowest number of branches plant<sup>-1</sup> (2.32, 3.81 and 4.22 at 25, 40 and 55 DAS, respectively) was found from the variety, V<sub>2</sub> (BARI mung 8).

### **Effect of seed priming**

Significant variation was observed on number of branches plant<sup>-1</sup> at different growth stages influenced by different seed priming treatments (Fig. 5 and Appendix V). Results signified that the highest number of branches plant<sup>-1</sup> (2.69, 4.56 and 5.04 at 25, 40 and 55 DAS, respectively) was found from the priming treatment, T<sub>3</sub> (seed priming with Mannitol) which was significantly different from all other treatments where the lowest number of branches plant<sup>-1</sup> (1.93, 3.16 and 3.55 at 25, 40 and 55 DAS, respectively) was found from the priming treatment, T<sub>0</sub> (control; No priming) which was also significantly different from all other treatments. Saleem *et al.* (2014) also found similar result with the present study.

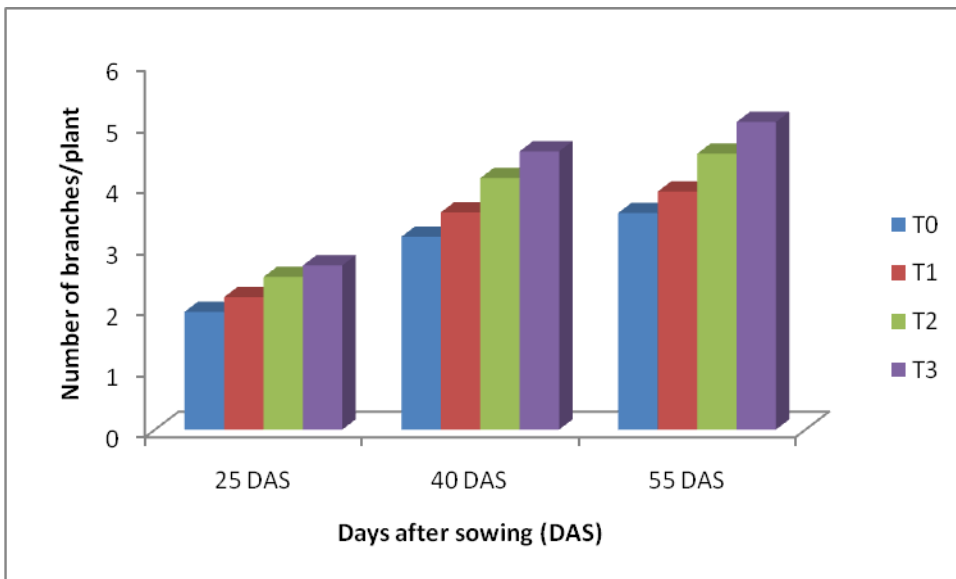
### **Interaction effect of variety and seed priming**

Number of branches plant<sup>-1</sup> was significantly varied due to interaction effect of variety and seed priming treatments at different growth stages (Table 2 and Appendix V). It was noted that the highest number of branches plant<sup>-1</sup> (2.70, 4.60 and 5.12 at 25, 40 and 55 DAS, respectively) was found from the treatment combination of V<sub>1</sub>T<sub>3</sub> which was statistically identical with V<sub>2</sub>T<sub>3</sub> at all growth stages. The lowest number of branches plant<sup>-1</sup> (1.87, 3.00 and 3.52 at 25, 40 and 55 DAS, respectively) was found from the treatment combination of V<sub>2</sub>T<sub>0</sub> which was statistically identical with V<sub>1</sub>T<sub>0</sub> at all growth stages.



V<sub>1</sub> = BARI mung 6, V<sub>2</sub> = BARI mung 8

Fig. 4. Number of branches plant<sup>-1</sup> of mungbean as influenced by variety (LSD<sub>0.05</sub> = NS, NS and NS at 25, 40 and 55 DAS, respectively)



T<sub>0</sub> = Control (No priming), T<sub>1</sub> = Water, T<sub>2</sub> = PEG, T<sub>3</sub> = Mannitol

Fig. 5. Number of branches plant<sup>-1</sup> of mungbean as influenced by seed priming (LSD<sub>0.05</sub> = 0.14, 0.21 and 0.23 at 25, 40 and 55 DAS, respectively)

**Table 2. Number of branches plant<sup>-1</sup> of mungbean influenced by variety and seed priming**

Treatment	Number of branches plant <sup>-1</sup> at		
	25 DAS	40 DAS	55 DAS
V <sub>1</sub> T <sub>0</sub>	1.98 d	3.32 ef	3.58 e
V <sub>1</sub> T <sub>1</sub>	2.33 c	3.88 c	4.18 c
V <sub>1</sub> T <sub>2</sub>	2.52 ab	4.18 b	4.60 b
V <sub>1</sub> T <sub>3</sub>	2.70 a	4.60 a	5.12 a
V <sub>2</sub> T <sub>0</sub>	1.87 d	3.00 f	3.52 e
V <sub>2</sub> T <sub>1</sub>	2.24 c	3.64 cd	3.96 d
V <sub>2</sub> T <sub>2</sub>	2.48 ab	4.06 b	4.44 bc
V <sub>2</sub> T <sub>3</sub>	2.68 a	4.52 a	4.96 a
LSD <sub>0.05</sub>	0.176	0.357	0.366
CV(%)	5.214	4.314	4.631

V<sub>1</sub> = BARI mung 6, V<sub>2</sub> = BARI mung 8

T<sub>0</sub> = Control (No priming), T<sub>1</sub> = Water, T<sub>2</sub> = PEG, T<sub>3</sub> = Mannitol

#### **4.1.3 Days to 50% flowering**

##### **Effect of variety**

Significant influence was noted on days to 50% flowering affected by different varieties of mungbean (Table 3 and Appendix VI). It was found that the highest days to 50% flowering (41.67) was found from the variety, V<sub>2</sub> (BARI mung 8) whereas the lowest days to 50% flowering (41.17) was found from the variety, V<sub>1</sub> (BARI mung 6). Ahamed *et al.* (2011) and Mondal *et al.* (2004) also found similar result with the present study.

### **Effect of seed priming**

Variation on days to 50% flowering was significant influenced by different seed priming treatments (Table 3 and Appendix VI). It was observed that the highest days to 50% flowering (43.00) was found from the priming treatment,  $T_0$  (control; No priming) which was significantly different from all other treatments. The lowest days to 50% flowering (39.17) was found from the priming treatment,  $T_3$  (seed priming with Mannitol) which was also significantly different from all other treatments.

### **Interaction effect of variety and seed priming**

Days to 50% flowering of mungbean affect by interaction effect of variety and seed priming treatments was significant (Table 3 and Appendix VI). Results showed that the highest days to 50% flowering (43.33) was found from the treatment combination of  $V_2T_0$  which was significantly different from all other treatment combinations followed by  $V_2T_0$ . The lowest days to 50% flowering (38.67) was found from the treatment combination of  $V_1T_3$  which was also significantly different from all other treatment combinations followed by  $V_2T_3$ .

#### **4.1.4 Days to 80% pod formation**

##### **Effect of variety**

The recorded data on days to 80% pod formation was significant with different varieties of mungbean (Table 3 and Appendix VI). Results showed that the highest days to 80% pod formation (50.42) was found from the variety,  $V_2$  (BARI mung 8) whereas the lowest days to 80% pod formation (49.84) was found from the variety,  $V_1$  (BARI mung 6). Similar result was also observed by Ahamed *et al.* (2011).

### **Effect of seed priming**

Considerable influence was observed on days to 80% pod formation persuaded by different seed priming treatments (Table 3 and Appendix VI). Results indicated that the highest days to 80% pod formation (51.84) was found from the priming treatment, T<sub>0</sub> (control; No priming) which was significantly different from all other treatments followed by T<sub>1</sub> (seed priming with water). The lowest days to 80% pod formation (49.00) was found from the priming treatment, T<sub>3</sub> (seed priming with Mannitol) which was also significantly different from all other treatments.

### **Interaction effect of variety and seed priming**

Remarkable variation was identified on days to 80% pod formation due to the interaction effect of variety and seed priming treatments (Table 3 and Appendix VI). It was observed that the highest days to 80% pod formation (52.00) was found from the treatment combination of V<sub>2</sub>T<sub>0</sub> which was significantly different from all other treatment combinations. The lowest days to 80% pod formation (48.67) was found from the treatment combination of V<sub>1</sub>T<sub>3</sub> which was significantly different from all other treatment combinations followed by V<sub>2</sub>T<sub>3</sub> and V<sub>1</sub>T<sub>1</sub>.

#### **4.1.5 Number of pods plant<sup>-1</sup>**

##### **Effect of variety**

Number of pods plant<sup>-1</sup> was found significant with the different varieties of mungbean (Table 3 and Appendix VI). The highest number of pods plant<sup>-1</sup> (20.22) was found from the variety, V<sub>1</sub> (BARI mung 6) and the lowest number of pods plant<sup>-1</sup> (18.89) was found from the variety, V<sub>2</sub> (BARI mung 8). Rasul *et al.* (2012) and Salah Uddin *et al.* (2009) also found similar results with the present study.

### **Effect of seed priming**

Variation on number of pods plant<sup>-1</sup> was significant influenced by different varieties of mungbean (Table 3 and Appendix VI). The highest number of pods plant<sup>-1</sup> (26.18) was found from the priming treatment, T<sub>3</sub> (seed priming with Mannitol) which was significantly different from all other treatments followed by T<sub>2</sub> (seed priming with PEG). The lowest number of pods plant<sup>-1</sup> (13.03) was found from the priming treatment, T<sub>0</sub> (control; No priming) which was also significantly different from all other treatments. The result obtained from the present study was similar with the findings of Rastin *et al.* (2013) and Kisetu *et al.* (2013).

### **Interaction effect of variety and seed priming**

The recorded data on number of pods plant<sup>-1</sup> was significant with interaction effect of variety and seed priming treatments (Table 3 and Appendix VI). The highest number of pods plant<sup>-1</sup> (26.60) was found from the treatment combination of V<sub>1</sub>T<sub>3</sub> which was significantly different from all other treatment combinations followed by V<sub>2</sub>T<sub>3</sub>. The lowest number of pods plant<sup>-1</sup> (12.30) was found from the treatment combination of V<sub>2</sub>T<sub>0</sub> which was significantly different from all other treatment combinations.

#### **4.1.6 Number of seeds pod<sup>-1</sup>**

##### **Effect of variety**

Considerable influence was observed on number of seeds pod<sup>-1</sup> persuaded by different varieties of mungbean (Table 3 and Appendix VI). It was observed that the highest number of seeds pod<sup>-1</sup> (13.01) was found from the variety, V<sub>2</sub> (BARI mung 8) whereas the lowest number of seeds pod<sup>-1</sup> (12.71) was found from the variety, V<sub>1</sub> (BARI mung 6). Similar result was also observed by Rasul *et al.* (2012).

### **Effect of seed priming**

Remarkable variation was identified on number of seeds  $\text{pod}^{-1}$  due to the effect of different seed priming treatments (Table 3 and Appendix VI). The highest number of seeds  $\text{pod}^{-1}$  (14.69) was found from the priming treatment,  $T_3$  (seed priming with Mannitol) and the lowest number of seeds  $\text{pod}^{-1}$  (10.56) was found from the priming treatment,  $T_0$  (control; No priming). Both the highest and lowest treatment combination was significantly different from all other treatment combinations. The result obtained from the present study was similar with the findings of Rastin *et al.* (2013) and Kisetu *et al.* (2013).

### **Interaction effect of variety and seed priming**

Significant influence was noted on number of seeds  $\text{pod}^{-1}$  affected by interaction effect of variety and seed priming treatments (Table 3 and Appendix VI). Results revealed that the highest number of seeds  $\text{pod}^{-1}$  (14.88) was found from the treatment combination of  $V_2T_3$  which was statistically identical with the treatment combination of  $V_1T_3$ . The lowest number of seeds  $\text{pod}^{-1}$  (10.48) was found from the treatment combination of  $V_1T_0$  which was statistically identical with the treatment combination of  $V_2T_0$ .

#### **4.1.7 Weight of 1000 seeds (g)**

##### **Effect of variety**

Weight of 1000 seeds varied significantly due to different varieties of mungbean (Table 3 and Appendix VI). It was found that the highest weight of 1000 seeds (48.13 g) was found from the variety,  $V_1$  (BARI mung 6) whereas the lowest weight of 1000 seeds (29.43 g) was found from the variety,  $V_2$  (BARI mung 8). The result obtained from the present study was similar with the findings of Haider and Ahmed (2014).



### **Effect of seed priming**

Significant variation was remarked on weight of 1000 seeds as influenced by different seed priming treatments (Table 3 and Appendix VI). It was observed that the highest weight of 1000 seeds (41.37 g) was found from the priming treatment, T<sub>3</sub> (seed priming with Mannitol) followed by the treatment T<sub>2</sub> (seed priming with PEG) but significantly different from all other treatments. The lowest weight of 1000 seeds (36.20 g) was found from the priming treatment, T<sub>0</sub> (control; No priming) which was also significantly different from all other treatments. Similar result was also observed by Ali *et al.* (2013) and Shirinzadeh *et al.* (2013).

### **Interaction effect of variety and seed priming**

Weight of 1000 seeds was found significant with the interaction effect of variety and seed priming treatments (Table 3 and Appendix VI). It was found that the highest weight of 1000 seeds (51.12 g) was found from the treatment combination of V<sub>1</sub>T<sub>3</sub> which was significantly different from all other treatment combinations followed by V<sub>1</sub>T<sub>1</sub> and V<sub>1</sub>T<sub>2</sub>. The lowest weight of 1000 seeds (26.80 g) was found from the treatment combination of V<sub>2</sub>T<sub>0</sub> which was statistically identical with the treatment combination of V<sub>2</sub>T<sub>2</sub>.

**Table 3. Yield contributing parameters of mungbean as influenced by variety and seed priming**

Treatment	Yield contributing parameters				
	Days to 50% flowering	Days to 80% pod formation	Number of pods plant <sup>-1</sup>	Number of seeds pod <sup>-1</sup>	1000 seed weight (g)
Effect of variety					
V <sub>1</sub>	41.17 b	49.84 b	20.22 a	12.71 b	48.13 a
V <sub>2</sub>	41.67 a	50.42 a	18.89 b	13.01 a	29.43 b
LSD <sub>0.05</sub>	0.204	0.303	0.522	0.416	3.524
CV(%)	7.289	9.314	6.289	5.349	8.572
Effect of seed priming					
T <sub>0</sub>	43.00 a	51.84 a	13.03 d	10.56 d	36.20 d
T <sub>1</sub>	42.33 b	50.61 b	15.79 c	11.77 c	37.54 c
T <sub>2</sub>	41.50 c	49.67 c	21.84 b	13.81 b	39.34 b
T <sub>3</sub>	39.17 d	49.00 d	26.18 a	14.69 a	41.37 a
LSD <sub>0.05</sub>	0.247	0.304	2.144	0.676	1.032
CV(%)	7.289	9.314	6.289	5.349	8.572
Interaction effect of variety and seed priming					
V <sub>1</sub> T <sub>0</sub>	42.67 b	51.67 b	13.75 g	10.48 e	45.60 c
V <sub>1</sub> T <sub>1</sub>	42.00 c	49.33 e	17.75 e	12.18 cd	47.36 b
V <sub>1</sub> T <sub>2</sub>	41.33 e	49.67 d	22.78 c	13.66 b	48.44 b
V <sub>1</sub> T <sub>3</sub>	38.67 g	48.67 f	26.60 a	14.50 a	51.12 a
V <sub>2</sub> T <sub>0</sub>	43.33 a	52.00 a	12.30 h	10.64 e	26.80 f
V <sub>2</sub> T <sub>1</sub>	42.00 c	50.67 c	16.60 f	12.57 c	29.06 de
V <sub>2</sub> T <sub>2</sub>	41.67 d	49.67 d	20.90 d	13.96 b	30.24 d
V <sub>2</sub> T <sub>3</sub>	39.67 f	49.33 e	25.75 b	14.88 a	31.62 d
LSD <sub>0.05</sub>	0.271	0.266	1.047	0.394	1.033
CV(%)	7.289	9.314	6.289	5.349	8.572

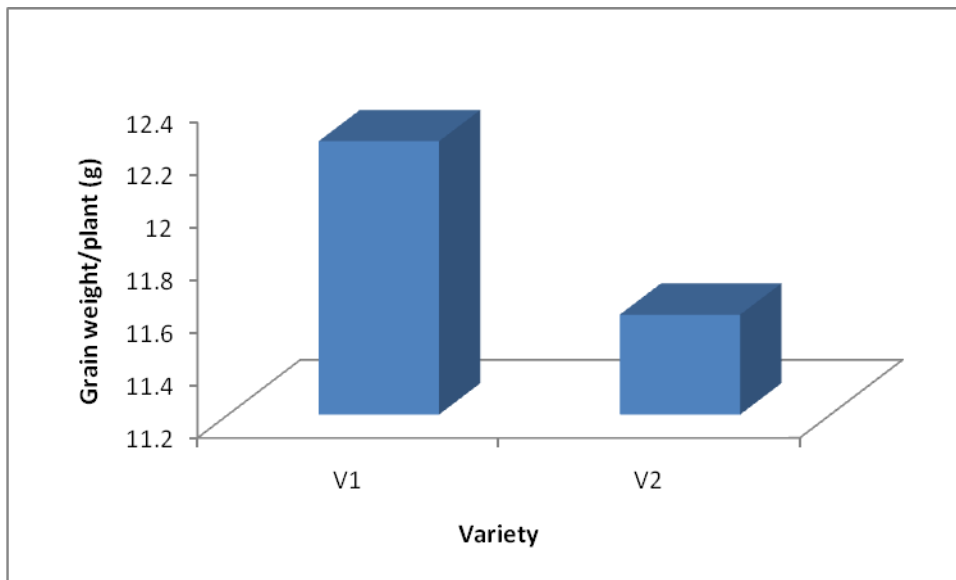
V<sub>1</sub> = BARI mung 6, V<sub>2</sub> = BARI mung 8

T<sub>0</sub> = Control (No priming), T<sub>1</sub> = Water, T<sub>2</sub> = PEG, T<sub>3</sub> = Mannitol

#### 4.1.8 Grain weight plant<sup>-1</sup> (g)

##### Effect of variety

Grain weight plant<sup>-1</sup> was not significant with different varieties of mungbean (Fig. 6 and Appendix VII). However, the highest grain weight plant<sup>-1</sup> (12.24 g) was found from the variety, V<sub>1</sub> (BARI mung 6) and the lowest grain weight plant<sup>-1</sup> (11.58 g) was found from the variety, V<sub>2</sub> (BARI mung 8).



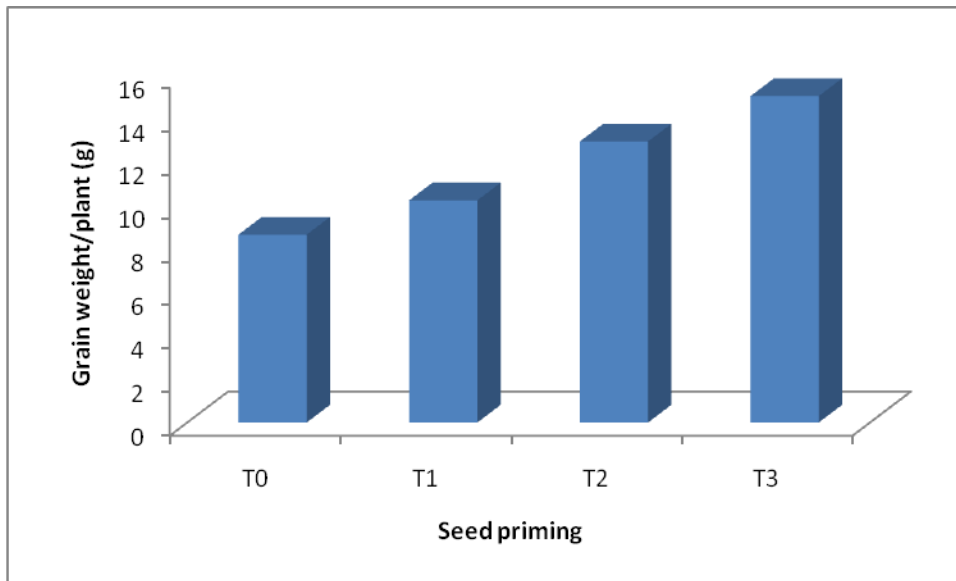
V<sub>1</sub> = BARI mung 6, V<sub>2</sub> = BARI mung 8

Fig. 6. Grain weight plant<sup>-1</sup> of mungbean as influenced by variety (LSD<sub>0.05</sub> = NS)

##### Effect of seed priming

Variation on grain weight plant<sup>-1</sup> was noted as influenced by different seed priming treatments (Fig. 7 and Appendix VII). Results indicated that the highest grain weight plant<sup>-1</sup> (15.03 g) was found from the priming treatment, T<sub>3</sub> (seed priming with Mannitol) which was significantly different from all other treatments followed by T<sub>2</sub> (seed priming with PEG) where the lowest grain weight plant<sup>-1</sup> (8.65 g) was found from the priming treatment, T<sub>0</sub> (control; No priming). The

result obtained from the present study was similar with the findings of Rastin *et al.* (2013) and d Kisetu *et al.* (2013).



T<sub>0</sub> = Control (No priming), T<sub>1</sub> = Water, T<sub>2</sub> = PEG, T<sub>3</sub> = Mannitol

Fig. 7. Grain weight plant<sup>-1</sup> of mungbean as influenced by seed priming (LSD<sub>0.05</sub> = 1.13)

### **Interaction effect of variety and seed priming**

The recorded data on grain weight plant<sup>-1</sup> was significant with the interaction effect of variety and seed priming treatments (Table 4 and Appendix VII). The highest grain weight plant<sup>-1</sup> (15.30 g) was found from the treatment combination of V<sub>1</sub>T<sub>3</sub> which was statistically identical with the treatment combination of V<sub>2</sub>T<sub>3</sub>. The lowest grain weight plant<sup>-1</sup> (8.58 g) was found from the treatment combination of V<sub>2</sub>T<sub>0</sub> which was statistically identical with the treatment combination of V<sub>1</sub>T<sub>0</sub>.

#### **4.1.9 Grain yield ha<sup>-1</sup> (kg)**

##### **Effect of variety**

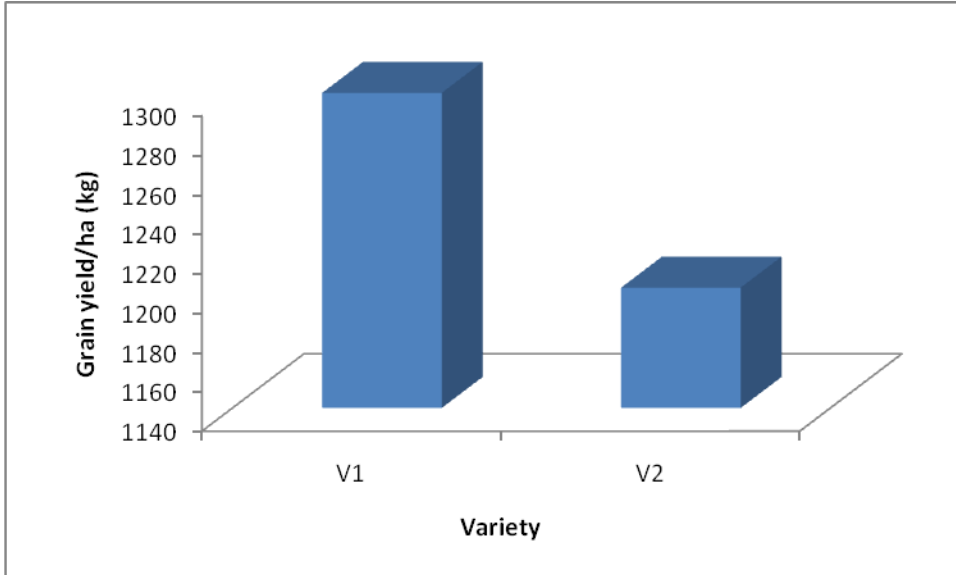
Considerable influence was observed on grain yield ha<sup>-1</sup> affected by different varieties of mungbean (Fig. 8 and Appendix VII). It was found that the highest grain yield ha<sup>-1</sup> (1299.90 kg) was found from the variety, V<sub>1</sub> (BARI mung 6) whereas the lowest grain yield ha<sup>-1</sup> (1201.05 kg) was found from the variety, V<sub>2</sub> (BARI mung 8). Ali *et al.* (2014), Parvez *et al.* (2013) and Rasul *et al.* (2012) also found similar result with the present study.

##### **Effect of seed priming**

Remarkable variation was identified on grain yield ha<sup>-1</sup> due to the effect of different seed priming treatments (Fig. 9 and Appendix VII). Results signified that the highest grain yield ha<sup>-1</sup> (1523.40 kg) was found from the priming treatment, T<sub>3</sub> (seed priming with Mannitol) which was significantly different from all other treatments followed by T<sub>2</sub> (seed priming with PEG) where the lowest grain yield ha<sup>-1</sup> (911.50 kg) was found from the priming treatment, T<sub>0</sub> (control; No priming). Rastin *et al.* (2013), Meena *et al.* (2013) and Kisetu *et al.* (2013) also found similar result which supported the present study.

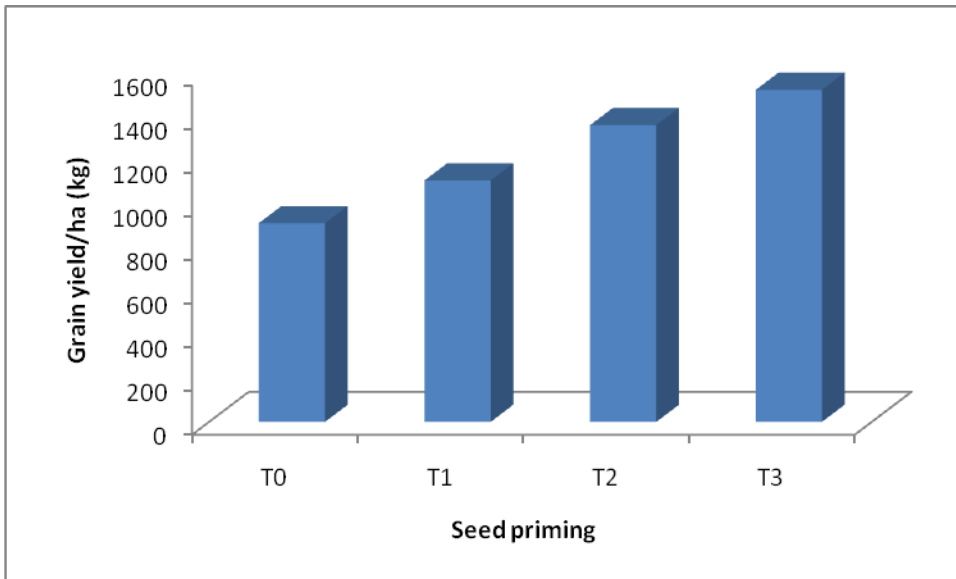
##### **Interaction effect of variety and seed priming**

Significant influence was noted on grain yield ha<sup>-1</sup> affected by interaction effect of variety and seed priming treatments (Table 4 and Appendix VII). It was found that the highest grain yield ha<sup>-1</sup> (1572.20 kg) was found from the treatment combination of V<sub>1</sub>T<sub>3</sub> followed by V<sub>2</sub>T<sub>3</sub> where the lowest grain yield ha<sup>-1</sup> (966.20 kg) was found from the treatment combination of V<sub>2</sub>T<sub>0</sub> which was significantly different from all other treatment combinations followed by V<sub>1</sub>T<sub>0</sub>.



V<sub>1</sub> = BARI mung 6, V<sub>2</sub> = BARI mung 8

Fig. 8. Grain yield ha<sup>-1</sup> of mungbean as influenced by seed priming (LSD<sub>0.05</sub> = 14.28)



T<sub>0</sub> = Control (No priming), T<sub>1</sub> = Water, T<sub>2</sub> = PEG, T<sub>3</sub> = Mannitol

Fig. 9. Grain yield ha<sup>-1</sup> of mungbean as influenced by seed priming (LSD<sub>0.05</sub> = 11.75)

**Table 4. Yield parameters of mungbean influenced by variety and seed priming**

Treatment	Yield parameters	
	Grain weight plant <sup>-1</sup> (g)	Grain yield ha <sup>-1</sup> (kg)
Effect of variety		
V <sub>1</sub>	12.24	1299.90
V <sub>2</sub>	11.58	1201.05
LSD <sub>0.05</sub>	NS	14.275
CV(%)	8.271	12.067
Effect of seed priming		
T <sub>0</sub>	8.65	911.50
T <sub>1</sub>	10.23	1107.53
T <sub>2</sub>	12.94	1361.45
T <sub>3</sub>	15.03	1523.40
LSD <sub>0.05</sub>	1.133	13.687
CV(%)	8.271	12.067
Interaction effect of variety and seed priming		
V <sub>1</sub> T <sub>0</sub>	8.72 f	966.20 g
V <sub>1</sub> T <sub>1</sub>	11.72 d	1278.70 e
V <sub>1</sub> T <sub>2</sub>	13.22 b	1382.50 c
V <sub>1</sub> T <sub>3</sub>	15.30 a	1572.20 a
V <sub>2</sub> T <sub>0</sub>	8.58 f	856.80 h
V <sub>2</sub> T <sub>1</sub>	10.33 e	1132.40 f
V <sub>2</sub> T <sub>2</sub>	12.65 c	1340.40 d
V <sub>2</sub> T <sub>3</sub>	14.75 a	1474.60 b
LSD <sub>0.05</sub>	0.566	11.754
CV(%)	8.271	12.067

V<sub>1</sub> = BARI mung 6, V<sub>2</sub> = BARI mung 8

T<sub>0</sub> = Control (No priming), T<sub>1</sub> = Water, T<sub>2</sub> = PEG, T<sub>3</sub> = Mannitol

## **4.2 Seed quality attributes**

### **4.2.1 Percent seedling emergence**

#### **Effect of variety**

Percent seedling emergence varied significantly due to different varieties of mungbean (Table 5 and Appendix VIII). Results showed that the highest percent seedling emergence (9.23, 38.19, 70.28 and 84.20% at 4, 6, 8 and 10 DAS, respectively) was found from the variety, V<sub>1</sub> (BARI mung 6) whereas the lowest percent seedling emergence (8.00, 36.49, 67.15 and 81.34% at 4, 6, 8 and 10 DAS, respectively) was found from the variety, V<sub>2</sub> (BARI mung 8). Haider and Ahmed (2014) also found similar result with the present study.

#### **Effect of seed priming**

Significant variation was remarked on percent seedling emergence as influenced by different seed priming treatments (Table 5 and Appendix VIII). It was observed that the highest percent seedling emergence (11.85, 44.13, 79.50 and 91.45% at 4, 6, 8 and 10 DAS, respectively) was found from the priming treatment, T<sub>3</sub> (seed priming with Mannitol) where the lowest percent seedling emergence (5.25, 29.38, 53.50 and 71.68% at 4, 6, 8 and 10 DAS, respectively) was found from the priming treatment, T<sub>0</sub> (control; No priming). The result obtained from the present study was similar with the findings of Farhoudi and Sharifzadeh (2006) and Saleem *et al.* (2014).



**Table 5. Effect of seed priming on % seedling emergence of mungbean**

Treatment	Percent seedling emergence			
	4 DAS	6 DAS	8 DAS	10 DAS
Effect of variety				
V <sub>1</sub>	9.23 a	38.19 a	70.28 a	84.20 a
V <sub>2</sub>	8.00 b	36.49 b	67.15 b	81.34 b
LSD <sub>0.05</sub>	0.523	0.614	1.022	1.314
CV(%)	5.289	8.352	8.359	7.267
Effect of seed priming				
T <sub>0</sub>	5.25 d	29.38 d	53.50 d	71.68 d
T <sub>1</sub>	6.98 c	33.63 c	62.17 c	77.53 c
T <sub>2</sub>	9.50 b	40.10 b	75.35 b	87.50 b
T <sub>3</sub>	11.85 a	44.13 a	79.50 a	91.45 a
LSD <sub>0.05</sub>	0.417	3.514	3.055	3.207
CV(%)	5.289	8.352	8.359	7.267
Interaction effect of variety and seed priming				
V <sub>1</sub> T <sub>0</sub>	5.50 f	30.75 f	55.00 e	72.60 d
V <sub>1</sub> T <sub>1</sub>	8.50 d	36.50 d	70.50 c	82.40 b
V <sub>1</sub> T <sub>2</sub>	10.40 c	40.00 c	75.20 b	89.50 a
V <sub>1</sub> T <sub>3</sub>	12.50 a	45.50 a	80.40 a	92.30 a
V <sub>2</sub> T <sub>0</sub>	5.00 f	28.00 g	52.00 e	70.75 d
V <sub>2</sub> T <sub>1</sub>	7.20 e	35.00 e	62.50 d	78.50 c
V <sub>2</sub> T <sub>2</sub>	8.60 d	40.20 c	75.50 b	85.50 b
V <sub>2</sub> T <sub>3</sub>	11.20 b	42.75 b	78.60 a	90.60 a
LSD <sub>0.05</sub>	0.752	1.046	2.716	3.211
CV(%)	5.289	8.352	8.359	7.267

V<sub>1</sub> = BARI mung 6, V<sub>2</sub> = BARI mung 8

T<sub>0</sub> = Control (No priming), T<sub>1</sub> = Water, T<sub>2</sub> = PEG, T<sub>3</sub> = Mannitol

### Interaction effect of variety and seed priming

Percent seedling emergence was found significant with the interaction effect of variety and seed priming treatments (Table 5 and Appendix VIII). Results showed

that the highest percent seedling emergence (12.50, 45.50, 80.40 and 92.30% at 4, 6, 8 and 10 DAS, respectively) was found from the treatment combination of  $V_1T_3$  which was statistically identical with the treatment combination of  $V_1T_2$  and  $V_2T_3$  at 10 days after sowing. The lowest percent seedling emergence (5.00, 28.00, 52.00 and 70.75% at 4, 6, 8 and 10 DAS, respectively) was found from the treatment combination of  $V_2T_0$  which was statistically identical with the treatment combination of  $V_1T_0$ .

#### **4.2.2 Root length (cm)**

##### **Effect of variety**

Root length was not varied significantly due to different varieties of mungbean (Table 6 and Appendix IX). However, the highest root length (2.98 cm) was found from the variety,  $V_1$  (BARI mung 6) whereas the lowest root length (2.71 cm) was found from the variety,  $V_2$  (BARI mung 8).

##### **Effect of seed priming**

Significant variation was remarked on root length as influenced by different seed priming treatments (Table 5 and Appendix VIII). It was observed that the highest root length (3.38 cm) was found from the priming treatment,  $T_3$  (seed priming with Mannitol) where the lowest root length (2.27 cm) was found from the priming treatment,  $T_0$  (control; No priming).

##### **Interaction effect of variety and seed priming**

Root length was found significant with the interaction effect of variety and seed priming treatments (Table 6 and Appendix IX). Results showed that the highest root length (3.45 cm) was found from the treatment combination of  $V_1T_3$  which

was statistically identical with the treatment combination of  $V_2T_3$ . The lowest root length (2.07 cm) was found from the treatment combination of  $V_2T_0$

### **4.2.3 Shoot length (cm)**

#### **Effect of variety**

Shoot length was not varied significantly due to different varieties of mungbean (Table 6 and Appendix IX). However, the highest shoot length (6.26 cm) was found from the variety,  $V_1$  (BARI mung 6) whereas the lowest shoot length (6.00 cm) was found from the variety,  $V_2$  (BARI mung 8).

#### **Effect of seed priming**

Significant variation was remarked on shoot length as influenced by different seed priming treatments (Table 5 and Appendix VIII). It was observed that the highest shoot length (7.01 cm) was found from the priming treatment,  $T_3$  (seed priming with Mannitol) where the lowest shoot length (4.90 cm) was found from the priming treatment,  $T_0$  (control; No priming).

#### **Interaction effect of variety and seed priming**

Shoot length was found significant with the interaction effect of variety and seed priming treatments (Table 6 and Appendix IX). Results showed that the highest shoot length (6.92 cm) was found from the treatment combination of  $V_1T_3$  which was statistically identical with the treatment combination of  $V_2T_3$ . The lowest shoot length (4.92 cm) was found from the treatment combination of  $V_2T_0$

**Table 6. Seed quality parameters of mungbean as influenced by variety and seed priming**

Treatment	Seed quality parameters			
	Percent (%) seed germination (seedling emergence)	Root length (cm)	Shoot length (cm)	Seed vigor index
Effect of variety				
V <sub>1</sub>	84.20 a	2.98	6.26	785.97 a
V <sub>2</sub>	81.34 b	2.71	6.00	717.86 b
LSD <sub>0.05</sub>	1.314	NS	NS	14.277
CV(%)	7.267	6.814	7.119	12.052
Effect of seed priming				
T <sub>0</sub>	71.68 d	2.27 d	4.90 d	513.75 d
T <sub>1</sub>	77.53 c	2.56 c	5.70 c	643.64 c
T <sub>2</sub>	87.50 b	3.03 b	6.51 b	835.03 b
T <sub>3</sub>	91.45 a	3.38 a	7.01 a	950.31 a
LSD <sub>0.05</sub>	3.207	0.227	0.452	10.766
CV(%)	7.267	6.814	7.119	12.052
Interaction effect of variety and seed priming				
V <sub>1</sub> T <sub>0</sub>	72.60 d	2.46 e	4.92 d	535.79 g
V <sub>1</sub> T <sub>1</sub>	82.40 b	2.88 bc	6.44 b	767.97 e
V <sub>1</sub> T <sub>2</sub>	89.50 a	3.12 b	6.56 b	866.36 c
V <sub>1</sub> T <sub>3</sub>	92.30 a	3.45 a	7.10 a	973.77 a
V <sub>2</sub> T <sub>0</sub>	70.75 d	2.07 f	4.88 d	491.71 h
V <sub>2</sub> T <sub>1</sub>	78.50 c	2.52 d	5.75 c	649.20 f
V <sub>2</sub> T <sub>2</sub>	85.50 b	2.94 b	6.46 b	803.70 d
V <sub>2</sub> T <sub>3</sub>	90.60 a	3.31 a	6.92 a	926.84 b
LSD <sub>0.05</sub>	3.211	0.214	0.311	12.385
CV(%)	7.267	6.814	7.119	12.052

V<sub>1</sub> = BARI mung 6, V<sub>2</sub> = BARI mung 8

T<sub>0</sub> = Control (No priming), T<sub>1</sub> = Water, T<sub>2</sub> = PEG, T<sub>3</sub> = Mannitol

#### **4.2.4 Seed vigor index**

##### **Effect of variety**

Vigor index was varied significantly due to different varieties of mungbean (Table 6 and Appendix IX). It was observed that the highest vigor index (785.97) was found from the variety,  $V_1$  (BARI mung 6) whereas the lowest vigor index (717.86) was found from the variety,  $V_2$  (BARI mung 8).

##### **Effect of seed priming**

Significant variation was remarked on vigor index as influenced by different seed priming treatments (Table 5 and Appendix VIII). It was observed that the highest vigor index (950.31) was found from the priming treatment,  $T_3$  (seed priming with Mannitol) where the lowest vigor index (513.75) was found from the priming treatment,  $T_0$  (control; No priming).

##### **Interaction effect of variety and seed priming**

Vigor index was found significant with the interaction effect of variety and seed priming treatments (Table 6 and Appendix IX). Results showed that the highest vigor index (973.77) was found from the treatment combination of  $V_1T_3$  which was significantly different from all other treatment combinations. The lowest vigor index (535.79) was found from the treatment combination of  $V_2T_0$ .

## CHAPTER V

### SUMMARY AND CONCLUSION

This experiment was conducted at Sher-e-Bangla Agricultural University (SAU), Sher-e-Bangla Nagar, Dhaka-1207 during the period from February 2018 to June 2018 to study the seed yield and quality of mungbean as affected by seed priming. The whole experiment was conducted in two different phases *viz.* growth and yield performance at field level and after that collected seeds from the experiment field was tested in Laboratory for seed quality. Mannitol ( $C_6H_{14}O_6$ ), Polyethylene Glycol (PEG) and distilled water were used as seed priming chemical for osmo and hydro priming. Two varieties of mungbean *viz.*  $V_1$  = BARI mung 6 and  $V_2$  = BARI mung 8 and different priming chemicals including control *viz.*  $T_0$  = control; no priming,  $T_1$  = seed priming with water,  $T_2$  = seed priming with PEG and  $T_3$  = seed priming with Mannitol, were considered as treatments of the experiment under the present study. The experiment was laid out in Randomized Complete Block Design (RCBD) with three replications. The data on different crop characters, yield and seed quality attributes were recorded. Collected data were analyzed using a computer software MSTAT-C. The significance of difference among the treatments means was estimated by the least significant difference (LSD) at 5% level of probability.

The variety had significant influence on different growth and yield parameters. Plant height, days to 50% flowering, days to 80% pod formation, number of pods plant<sup>-1</sup>, number of seeds pod<sup>-1</sup>, 1000 seed weight and grain yield ha<sup>-1</sup> were significantly affected by variety. Results revealed that the highest plant height (29.84, 37.77 and 48.60 cm at 25, 40 and 55 DAS, respectively), and number of seeds pod<sup>-1</sup> (13.01) were found from the variety,  $V_2$  (BARI mung 8) but the highest days to 50% flowering (41.67) and days to 80% pod formation (50.42) were also found from the variety,  $V_2$  (BARI mung 8). Similarly, the highest

number of pods plant<sup>-1</sup> (20.22), 1000 seed weight (48.13 g) and grain yield ha<sup>-1</sup> (1299.90 kg) were found from the variety, V<sub>1</sub> (BARI mung 6). Again, the lowest plant height (24.18, 31.76 and 43.80 cm at 25, 40 and 55 DAS, respectively), days to 50% flowering (41.17), days to 80% pod formation (49.84) and number of seeds pod<sup>-1</sup> (12.71) were found from the variety, V<sub>1</sub> (BARI mung 6) but the lowest number of pods plant<sup>-1</sup> (18.89), lowest weight of 1000 seeds (29.43 g) and grain yield ha<sup>-1</sup> (1201.05 kg) were obtained from the variety, V<sub>2</sub> (BARI mung 8). It was also found that there was no significant varietal effect on number of branches plant<sup>-1</sup> and grain weight plant<sup>-1</sup>. However, the highest number of branches plant<sup>-1</sup> (2.38, 4.00 and 4.37 at 25, 40 and 55 DAS, respectively) and grain weight plant<sup>-1</sup> (12.24 g) were found from the variety, V<sub>1</sub> (BARI mung 6) where the lowest number of branches plant<sup>-1</sup> (2.32, 3.81 and 4.22 at 25, 40 and 55 DAS, respectively) and grain weight plant<sup>-1</sup> (11.58 g) were obtained from the variety, V<sub>2</sub> (BARI mung 8). In terms of percent seedling emergence as influenced by variety, conducted in the laboratory (2<sup>nd</sup> phase), the highest percent seedling emergence (9.23, 38.19, 70.28 and 84.20% at 4, 6, 8 and 10 DAS, respectively), root length (2.98 cm), shoot length (6.26 cm) and vigor index (785.97) was found from the variety, V<sub>1</sub> (BARI mung 6) where the lowest percent seedling emergence (8.00, 36.49, 67.15 and 81.34% at 4, 6, 8 and 10 DAS, respectively), root length (2.71 cm), shoot length (6.00 cm) and vigor index (717.86) was recorded from the variety, V<sub>2</sub> (BARI mung 8).

In case of seed priming performance, different priming treatment showed significant variation among the treatments on plant height, number of branches plant<sup>-1</sup>, days to 50% flowering, days to 80% pod formation, number of pods plant<sup>-1</sup>, number of seeds pod<sup>-1</sup>, 1000 seed weight, grain weight plant<sup>-1</sup> and grain yield ha<sup>-1</sup>. Results indicated that the highest plant height (31.76, 39.44 and 49.72 cm at 25, 40 and 55 DAS, respectively), number of branches plant<sup>-1</sup> (2.69, 4.56 and 5.04 at 25, 40 and 55 DAS, respectively), number of pods plant<sup>-1</sup> (26.18), number of seeds

pod<sup>-1</sup> (14.69), weight of 1000 seeds (41.37 g) grain weight plant<sup>-1</sup> (15.03 g) and grain yield ha<sup>-1</sup> (1523.40 kg) were achieved from the priming treatment, T<sub>3</sub> (seed priming with Mannitol). The lowest days to 50% flowering (39.17) and days to 80% pod formation (49.00) were also found from the priming treatment, T<sub>3</sub> (seed priming with Mannitol). Likewise, the lowest plant height (20.32, 31.26 and 42.96 cm at 25, 40 and 55 DAS, respectively), number of branches plant<sup>-1</sup> (1.93, 3.16 and 3.55 at 25, 40 and 55 DAS, respectively), number of pods plant<sup>-1</sup> (13.03), number of seeds pod<sup>-1</sup> (10.56), weight of 1000 seeds (36.20 g), grain weight plant<sup>-1</sup> (8.65 g) and grain yield ha<sup>-1</sup> (911.50 kg) was found from the control treatment, T<sub>0</sub> (no primed seed). The highest days to 50% flowering (43.00) and days to 80% pod formation (51.84) were also found from the control treatment, T<sub>0</sub> (No priming). In terms of percent seedling emergence as affected by seed priming treatments, conducted in the laboratory (2<sup>nd</sup> phase) was significant. The highest percent seedling emergence (11.85, 44.13, 79.50 and 91.45% at 4, 6, 8 and 10 DAS, respectively), root length (3.38 cm), shoot length (7.01 cm) and vigor index (950.31) was found from the priming treatment, T<sub>3</sub> (seed priming with Mannitol) and the lowest percent seedling emergence (5.25, 29.38, 53.50 and 71.68% at 4, 6, 8 and 10 DAS, respectively) root length (2.27 cm), shoot length (4.90 cm) and vigor index (513.75) was found from the priming treatment, T<sub>0</sub> (control; No priming).

Regarding, interaction effect of variety and seed priming treatments, all the studied parameters (plant height, number of branches plant<sup>-1</sup>, days to 50% flowering, days to 80% pod formation, number of pods plant<sup>-1</sup>, number of seeds pod<sup>-1</sup>, 1000 seed weight, grain weight plant<sup>-1</sup> and grain yield ha<sup>-1</sup>) were significantly affected. Results showed that the highest plant height (33.74, 40.78 and 52.60 cm at 25, 40 and 55 DAS, respectively) and number of seeds pod<sup>-1</sup> (14.88) were found from the treatment combination of V<sub>2</sub>T<sub>3</sub> but the highest number of branches plant<sup>-1</sup> (2.70, 4.60 and 5.12 at 25, 40 and 55 DAS,



respectively), number of pods plant<sup>-1</sup> (26.60), 1000 seed weight (51.12 g), grain weight plant<sup>-1</sup> (15.30 g) and grain yield ha<sup>-1</sup> (1572.20 kg) was found from the treatment combination of V<sub>1</sub>T<sub>3</sub>. The lowest days to 50% flowering (38.67) and days to 80% pod formation (48.67) were also found from the treatment combination of V<sub>1</sub>T<sub>3</sub>. Again, the lowest plant height (18.77, 28.72 and 40.28 cm at 25, 40 and 55 DAS, respectively) and number of seeds pod<sup>-1</sup> (10.48) were found from the treatment combination of V<sub>1</sub>T<sub>0</sub> but the lowest number of branches plant<sup>-1</sup> (1.87, 3.00 and 3.52 at 25, 40 and 55 DAS, respectively), number of pods plant<sup>-1</sup> (12.30), weight of 1000 seeds (26.80 g), grain weight plant<sup>-1</sup> (8.58 g) and grain yield ha<sup>-1</sup> (966.20 kg) was found from the treatment combination of V<sub>2</sub>T<sub>0</sub>. The highest days to 50% flowering (43.33) and days to 80% pod formation (52.00) were also found from the treatment combination of V<sub>2</sub>T<sub>0</sub>. In terms of percent seedling emergence as influenced by interaction effect of variety and seed priming treatments, conducted in the laboratory (2<sup>nd</sup> phase) was significant. The highest percent seedling emergence (12.50, 45.50, 80.40 and 92.30% at 4, 6, 8 and 10 DAS, respectively), root length (3.45 cm), shoot length (7.10 cm) and vigor index (973.77) was found from the treatment combination of V<sub>1</sub>T<sub>3</sub> whereas the lowest percent seedling emergence (5.00, 28.00, 52.00 and 70.75% at 4, 6, 8 and 10 DAS, respectively), root length (2.46 cm), shoot length (4.92 cm) and vigor index (535.79) was found from the treatment combination of V<sub>2</sub>T<sub>0</sub>.

Considering the above results, it may be concluded that growth parameters, seed yield and yield contributing parameters of mungbean are positively influence with variety and seed priming treatments. Therefore, the present experimental results suggest that the combined use of variety along with seed priming treatments would be beneficial to increase the seed yield of mungbean under the climatic and edaphic condition of Sher-e-Bangla Agricultural University, Dhaka.

Considering the situation of the present experiment, further studies in the following areas may be suggested:

1. Such study is needed in different agro-ecological zones (AEZ) of Bangladesh for analogy the accuracy of the experiment.
2. It needs to conduct more experiments using some other seed priming agents including PEG and mannitol whether can regulate the growth, yield and seed quality of mungbean.
3. It needs to conduct related experiment with other varieties of mungbean.

## REFERENCES

- Abbasdokht, H. (2011). The effect of hydropriming and halopriming on germination and early growth stage of wheat (*Triticum aestivum* L.). *Desert*. **16**: 61-68.
- Abbasdokhta, H., Edalatpisheh, M. R. (2013). The Effect of Priming and Salinity on Physiological and Chemical Characteristics of Wheat (*Triticumaestivum*L.). *DESERT*, **17**: 183-192. <http://jdesert.ut.ac.ir>
- Abdoli, M. (2014). Effect of seed priming on seed dormancy, vigor and seedling characteristics of fennel (*Foeniculum vulgare* L.) *Acta Adv. in Agri. Sci.* **2**(8): 18-24.
- Ahmad, A., Karim, F., Shamdane, G. and Maniruzzaman, A. F. M., (2003). Effect of time of weeding and plant density on the growth and yield of mungbean. *Bangladesh J. Agric. Res.* **16** (2): 23-25.
- Ahmed, M.S.A., Hossain, M., Ijaz, S. and Alvi, A.K. (2008). Photosynthetic performance of two mungbean (*Vigna radiata*) cultivars under lead and copper stress. *Intl. J. Agric. Biol.* **10**: 167-172.
- Ahamed, K.U., Nahar, K., Hasanuzzaman, M., Faruq, G. and Khandaker, M. (2011). Morphophysiological attributes of mungbean (*Vigna radiata* L.) varieties under different plant spacing. *World J. Agric. Sci.* **7**(2): 234-245.
- Ajirloo, A. R., Shaban, M. and Moghanloo, G.D. (2013). Effect of priming methods on emergence and seedling growth of maize (*Zea mays*L.) *Intl. J. Farm & Alli. Sci.* **2**(18): 658-661.
- Ali, H., Iqbal, N., Shahzad, A. N., Sarwar, N., Ahmad, S. and Mehmood, A. (2013). Seed priming improves irrigation water use efficiency, yield, and

- yield components of late-sown wheat under limited water conditions. *Turkish J. Agri. Forestry*. **37**(5):534-544.
- Ali, M. E., Khanam, D., Bhuiyan M. A. H., and Khan, M. S. (2004). Effect of *Rhizobium* inoculation to different varieties of mungbean (*Vigna radiata* L.). BARI annual report, (2005).
- Ali1,S. Khaliq,T., Ahmad,A., Rehman,M., Hussain,S., Rehman, K. and perve, A.W. (2014). Genotypic Variations in Mungbean Yield and its Attributes in Response to Different Sowing Times. *Res. J. Agric. Environ. Manage.* **3**(5): 255-258.
- Amjad, M., Ziafi, K., Iqbal, Q., Ahmad, I., Riaz, M. A. and Saqib, Z. A. (2007).Effect of seed priming on seed vigour and salt tolerance in Hot Pepper. *Pak. J. Agri. Sci.*, **44**(3):408-416.
- Amoghein, M. B., Amoghein, R. S., Tobeh, A.and Jamaati-e-Somarin, S. (2013). The effect of osmopriming and hydropriming on the different index of germination & early growth of wheat under salty stress. *Intl. Res. J. App. Basic Sci.* **4**(7): 1924-1931.
- Apurv, P. and Tewari, S. K. (2004). Yield dynamics of mungbean (*Vigna radiata* L. Wilczek). varieties in poplar based agroforestry system. *Indian J. Agroforestry.* **6**(2): 89-91.
- Arif, M., Jan, M. T., Khan, N. U., Khan, A., Khan, M. J. and Munir, I. (2010).Effect of seed priming on growth parameters of Soybean. *Pak. J. Bot.* **42**(4): 2803-2812.

- Aymen, E. M., Meriem, B. F., Kaouther, Z., Cheri, H. (2014). Influence of NaCl Seed Priming on Growth and Some Biochemical Attributes of Safflower Grown under Saline Conditions. *Res. Crop Ecophysiol.* **9/1(1)**: 13-20.
- Azadi, M. S., Younesi, E. and Tabatabaei, S. A. (2013). Seed germination, seedling growth and enzyme activity of wheat seed primed under drought and different temperature conditions. *J.Stress Physiol. Biochem.* **9(4)**: 310-318.
- BARI (Bangladesh Agricultural Research Institute). (2008). Mungbean cultivation in Bangladesh. Joydebpur , Gazipur. P. 63.
- BBS (Bangladesh Bureau of Statistics). (2012). Statistical year book of Bangladesh. Statistics Division. Ministry of Planning, Government of the Peoples Republic of Bangladesh, Dhaka.
- BBS (Bangladesh Bureau of Statistics). (2013). Statistical year book of Bangladesh. Statistics Division. Ministry of Planning, Government of the Peoples Republic of Bangladesh, Dhaka.
- BBS (Bangladesh Bureau of Statistics). (2014). Regional Estimates of Agricultural Crop Production: 1985/86-1999/2000, Dhaka, Bangladesh.
- Bhati, T. K., Rathore, S. S. and Gaur, N. K. (2005). Effect of improved varieties and nutrient management in kharif legumes under arid ecosystem in Institution Village Linkage Programme. *J. Arid Leg.* **2(2)**: 227-229.
- Bhuiyan, M.A. H. Akhtar, M.I. and Farid, A. T. M., (2003). Influence of variety/cultivars and site on the response of mungbean to inoculation with elite strains of *Bradyrhizobium*. *BARI annual report*, 2004.

- Bhuiyan, M.A.H., Mian, M.H. and Islam, M.S. (2008). Studies on the effects of *Bradyrhizobium inoculation* on yield and yield attributes of mungbean. *Bangladesh J. Agril. Res.* **33**(3): 449-457.
- Casenave, E. C. and Toselli, M. E. (2007). Hydropriming as a pre- treatment for cotton germination under thermal and water stress conditions. *Seed Sci. Technol.* **35**: 880-980.
- Chaisri, P., Kaveeta, L., Chaisri, S. and Kaveeta, R. (2005). Mungbean yield trial for cropping system in Lopburi area. *Proceedings of 43<sup>rd</sup> Kasetsart Univ. Ann. Conf.*, Thailand, 1-4 February, 2005: 214-222.
- Dalil, B. (2014). Response of medicinal plants to seed priming. *Intl. J. Plant, Animal and Environ. Sci.* **4**(2):741-745.
- Dastanpoor, N., Fahimi, H., Shariati, M., Davazdahemami, S. and Hashemi, S. M. M. (2013). Effects of hydropriming on seed germination and seedling growth in sage (*Salvia officinalis*L.). *African J. Biotechnol.* **12**(11): 1223-1228. (<http://www.academicjournals.org/AJB>).
- Dey, A., Sarkar, M. A. R., Paul, S. K. and Roy, P. K. (2013). Effect of hydropriming on field establishment of seedlings obtained from primed seeds of Boro rice cv. BRRIdhan 29. *Intl. J. Appl. Sci. Biotechnol.* **1**(4): 220-223.
- Edris, K. M., Islam, A. T. M. T., Chowdhury, M. S. and Haque, A. K. M. M. (1979). Detailed Soil Survey of Bangladesh, Dept. Soil Survey, Govt. People's Republic of Bangladesh. 118 p.

- Elouaer, M. A., Hannachi, C. (2012).Seed priming to improve germination and seedling growth of safflower (*Carthamustinctorius*) under salt stress. *Eur Asian J. BioSci.* 6: 76-84.
- FAO (Food and Agriculture Organization). (2013). FAO Yearbook Production. p. 53.
- Farahbakhsha, H. and Saiid, M. S. (2009). Effects of seed priming NaCl on germination traits of maize under different saline conditions. *Plant Ecophysiol.* 3: 119-122.
- Farhoudi, R. and Sharifzadeh, F. (2006). The effects of NaCl priming on salt tolerance in canola (*Brassica napus* L.) seedlings grown under saline conditions. *Indian. J. Crop. Sci.* 1(1-2): 74-78.
- Ghana, S. Giri, William, F. and Schillinger. (2003).Seed priming winter wheat for germination, emergence and yield. *Crop Sci.*, 43:2135-2141.
- Ghiyasi, M., Tajbakhsh, M., Amirnia, R. and Salehzadeh, H. (2008). Effect of osmopriming with polyethylene glycol 8000 on germination and seedling growth of wheat (*Triticum aestivum* L.) seed under salt stress. *Res. J. Biol. Sci.* 3(10): 1249-1251.
- Giri, G.S. and Schillinger, W.F. (2003). Seed priming winter wheat for germination, emergence and yield. *Crop Sci.* 43: 2135-2141.
- Gomez, K. A. and Gomez, A. A. (1984). Statistical Procedure for Agricultural Research (2nd edn.). Int. Rice Res. Inst. A Willey Int. Sci., pp. 680.
- Haider, A. and Ahmed, S. (2014). Study on Seed Quality and Performance of Some Mungbean Varieties in Pakistan. *Advances in Life Science and Technology.* 26: 43-48.

- Heisey, P.W. (1990). Accelerating the transfer to wheat breeding gains to farmers: A study of the dynamics of varieties replacement in Pakistan. CIMMYT Res. Report No.1, Mexico, D.F. Mexico.
- Hoseini, M., Khoei, F. K., Mirshekari, B. (2013). Seed Priming Techniques Improve Germination and Yield in Two Landraces of Lemon-Balm in Laboratory Experiment and Field Study. *Intl. J. Indigenous Medicinal Plants*, **29**(1): 1144-1150.
- Iqbal, M. and Ashraf, M. (2007). Seed treatment with auxins modulates growth and ion partitioning in salt – stressed wheat plants. *J. Integr. Plant Biol.* **49**: 1003-1015.
- Islam, M. K., Islam, S. M. A., Harun-or-Rashid, M., Hossain, A. F. M. G. F., and Alom, M. M. (2006). Effect of biofertilizer and plant growth regulators on growth of summer mungbean. *Intl. J. Bot.* **2**(1): 36-41.
- Jisha, K. C., Vijayakumari, K. and Puthur, Jos T. (2013). Seed priming for abiotic stress tolerance. *Acta. Physiol. Plant.* **35**: 1381-1396.
- Kabir, M.H. and Sarkar, M.A.R. (2008). Seed yield of mungbean as affected by variety and plant spacing in *Kharif-I* season. *J. Bangladesh Agril. Univ.* **6**(2): 239-244.
- Kaya, M. D, Okcu, G., Atak, M, Cikilli, Y. and Kolsarici, O. (2006). Seed treatments to overcome salt and drought stress during germination in sunflower (*Helianthus annuus* L.). *Ur. J. Agron.* **24**: 291-295.
- Kisetu, E. and Nagwale, T. (2013). Effects of seed-priming technique to the performance of okra variety clemson spineless grown in chromic acrisols of Tanzania. *WebPub J. Agric. Res.* **1**(5): 61-69.



- Lemrasky, M. G. and Hosseini, S. Z. (2012). Effect of seed priming on the germination behavior of wheat. *Intl. J. Agri. Crop Sci.* **4**(9): 564-567.
- Madriz-Isturiz, P. M. and Luciani-Marcano, J. F. (2004). Agronomic characterization of 20 cultivars of mungbean, (*Vigna radiata* L.). during three seasons, in Maracay, Aragua state, Venezuela. *Revista Faculty Agron.* **21**(1): 19-35.
- McDonald, M.B. (2000). Seed priming, Black, M., J. D. Bewley, (Eds.), Seed Technology and Its Biological Basis, Sheffield Academic Press, Sheffield, UK, 287–325.
- Meena, R.P., Sendhil. R, Tripathi S. C., SubhashChander. S., Chhokar. R. S. and Sharma. R. K. (2013). Hydro priming of seed improves the water use efficiency, grain yield and net economic return of wheat under different moisture regimes. *SAARC J. Agri.*, **11**(2): 149-159.
- Mehta, D. K., Kanwar, H. S., Thakur, A. K., Thakur, S. and Thakur, K. S. (2014). Standardization of Seed Hydro-priming Duration in Bitter Gourd, *Momordica Charantia* L. *Intl. J. Bio-resource StressMng.*, **5**(1):098-101.
- Meriem, B. F., Kaouther, Z., Cherif, H., Tijani, M., Andre, B. (2014). Effect of priming on growth, biochemical parameters and mineral composition of different cultivars of coriander (*Coriandrum sativum* L.) under salt stress. *J. Stress Physiol. AndBiochem.* **10**(3): 84-109.
- Mirshekari, B. (2012). Seed priming with iron and boron enhances germination and yield of dill (*Anethum graveolens*). *Turk. J. Agric.* **36**:27-33.
- MoA (Ministry of Agriculture). (2013). Monthly Hand Book of Agricultural Statistics, December.p. 14.

- MoA (Ministry of Agriculture). (2014). Monthly Hand Book of Agricultural Statistics, June.p. 57.
- Moghanibashi, M., Karimmojeni, H., Nikneshan, P. and Behrozi, D. (2012).Effect of hydropriming on seed germination indices of sunflower (*Helianthus annuusL.*) under salt and drought conditions. *Plant Knowledge J.* **1**(1): 10-15.
- Mondal, M. M. A., Dutta, R. K. and Islam, M. A. (2004). Yield performance of some mungbean mutants in the northern region of Bangladesh. *Bangladesh J. Nuclear Agric.*, **19**: 32-35.
- Muhammad, A., Abdul, R., Muhammad, A. and Zafar, M. I. (2006). Association among Rhizobium phaseoli strains and mungbean genotypes under rainfed conditions. *Sarhad J. Agric.* **22**(3): 453-457.
- Navgire, K. D., Datar, V. V., Asewar, B. V. and Dahiwal, A. L. (2001). Response of mungbean cultivars to different Rhizobium strains under rainfed conditions. *Ann. Plant Physio.* **15**(2): 134-137
- Ogbuehi, H. C., Madukwe, D.K and Ashilonu, P.(2013). Assesment of hydro priming of seeds on performance of morphological indices of Bambara Groundnut (*Vigna subterrenealinn.*)landrace. *Global. J. Biol., Agric. Health Sci.* **2**(2): 17-22.
- Parvez, M.T., Paul, S.K. and Sarkar, M. A. R., (2013). Yield and yield contributing characters of mungbean as affected by variety and level of phosphorus. *J. Agrofor. Environ.* **7** (1): 115-118.

- Patade V. Y., Bhargava, S. and Suprasanna, P. (2009). Halopriming imparts tolerance to salt and PEG induced drought stress in Sugarcane. *Agric. Ecosys. Environ.* **134**: 24-28.
- Pavlousek, P. (2011). Evaluation of drought tolerance of new grapevine rootstock hybrids. *J. Environ. Biol.* **32**: 543-549.
- Rahman, M.A. and Ali, M.O. (2007). The Causes of Decrease in Pulse Production and its Remedy. *Indian J. Agron.* **10**(2): 5-6.
- Raj, S. and Tripathi, K. P. (2005). Productivity and economics of mungbean (*Vigna radiata* L.). as influenced by varieties and nutrient management. *J. Arid Legum.* **2**(2): 223-226.
- Rastin, S., Hamid Madani, H. and Shoaie, S. (2013). Effect of seed priming on red bean (*Phaseolus calcaratus*) growth and yield. *Ann. Biol. Res.*, **4**(2):292-296.
- Rasul, F., Cheema, M. A., Sattar, A., Saleem, M. F. and Wahid, M.A. (2012). Evaluating the performance of three mungbean varieties grown under varying inter-row spacing. *The Journal of Animal & Plant Sciences*, **22**(4): 1030-1035.
- Saha, R.R., Hamid, A. and Haq, M.M. (2006). Seasonal variation in seed quality of two improved mungbean varieties. In: Shannmuga sundarum, S.[ed]. Improving Income and Nutrition by Incorporating Mungbean in Cereal fallows in the Indo-Gangetic Plains of South Asia. Proc. Final Workshop and Planning Meeting. Punjab Agricultural University, Ludhiana, India, 27-31 May, 2004. AVRDC-The World Vegetables Centre. AVRDC Pub. No. O6-682.p.35-43.

- Salah Uddin, M. Ruhul Amin, A. K. M., Jafar Ullah, M. and Asaduzzman, M. (2009). Interaction Effect of Variety and Different Fertilizer for the Growth and Yield of Summer Mungbean. *American-Eurasian J. Agron.* **2**(3): 180-184.
- Saleem, M. S., Sajid, Ahmed, M. Z., Ahmed, S., Ahmed, N. and Islam, M. S. (2013). Effect of Seed Soaking On Seed Germination and Growth of Bitter Gourd Cultivars. *IOSR J. Agric. Vet. Sci.*, **6**(6): 07-11.
- Sarkar, R. K. (2012). Seed Priming Improves Agronomic Trait Performance under Flooded and Non-flooded Conditions in Rice with *SUB1* QTL. *Rice Sci.*, **19**(4): 286-294.
- Sharifi, R. S., Khavazi, K., Gholipouri, A. (2011). Effect of seed priming with plant growth promoting Rhizobacteria (PGPR) on dry matter accumulation and yield of maize (*Zea mays* L.) hybrids. *Intl. Res. J. Biochem. Bioinformat.* **3**:76-83.
- Sharma, A.R. and Behera, U.K. (2009). Nitrogen contribution through Sesbaniagreen manure and dual-purpose legumes in maize-wheat cropping syste: Agronomic and economic considerations. *Plant Soil.* **325**: 289-304.
- Shirinzadeh, A., Soleimanzadeh, H. and Shirinzadeh, Z. (2013). Effect of seed priming with plant growth promoting rhizobacteria (PGPR) on agronomic traits and yield of barley cultivars. *World Appl. Sci. J.*, **21**(5): 727-731.
- Sivritepe , N., Sivritepe, H.O. and Eris, A. (2003). The effects of NaCl priming on salt tolerance in melon seedlings grown under saline conditions. *Scientia Hortic.* **97**(3-4): 229-237.

- Solaiman, A. R. M., Hossain, D. and Haque M. M. (2003). Response of mungbean varieties to Rhizobium inoculation in respect of nodulation, nitrogenase activity, dry matter yield, and nitrogen uptake. Department of soil science, Bangabandhu Sheikh Mujibur Rahman Agricultural university. Gazipur, Bangladesh. *Korean J. crop sci.* **48**(5): 355-360.
- Sung. R.J.M. and Chang, Y.H. (1993). Biochemical activities associated with priming of sweet corn seeds to improve vigor. *Seed Sci. Technol.* **16**: 527-532.
- Tilahun, T. F., Nigussie, D. R., Bayu, W., Gebeyehu, S. (2013). Effect of hydro-priming and pre-germinating rice seed on the yield and terminal moisture stress mitigation of rain-fed lowland rice. *Agriculture, Forestry and Fisheries*, **2**(2): 89-97. (<http://www.sciencepublishinggroup.com/j7aff>)
- Tzortzakis, N.G. (2009). Effect of pre-sowing treatment on seed germination and seedling vigour in endive and chicory. *Hort. Sci. (Prague)*, **36**(3): 117-125.
- Yagmur, M. and Kaydan, D. (2008). Alleviation of osmotic stress of water and salt in germination and seedling growth of triticale with seed priming treatments. *Afr. J. Biotechnol.* **7**(13): 2156-2162.
- Yari, L., Khazaei, F., Sadeghi, H. and Sheidaei, S. (2011). Effect of seed priming on grain yield and yield components of Bread Wheat (*Triticum aestivum*). *ARPJ. Agric. Biolo. Sci.* **6**(6): 1-5.
- Yari, L., Sheidale, S., Sadeghi, H. and Khazaei, F. (2012). Evaluation of temperature and seed priming duration on seed germination behavior of rice (*Oryza Sativa L.*). *Intl. J. Agric. Res. Rev.* **2**(1): 7-12.
- Yousaf J. Y., Shafi, M. and Bakht, J. (2011). Effect of seed priming on growth and biochemical traits of wheat under saline conditions. *Afr. J. Biotechnol.* **10**(75): 17127-17133.

## APPENDICES

### Appendix I. Agro-Ecological Zone of Bangladesh showing the experimental location

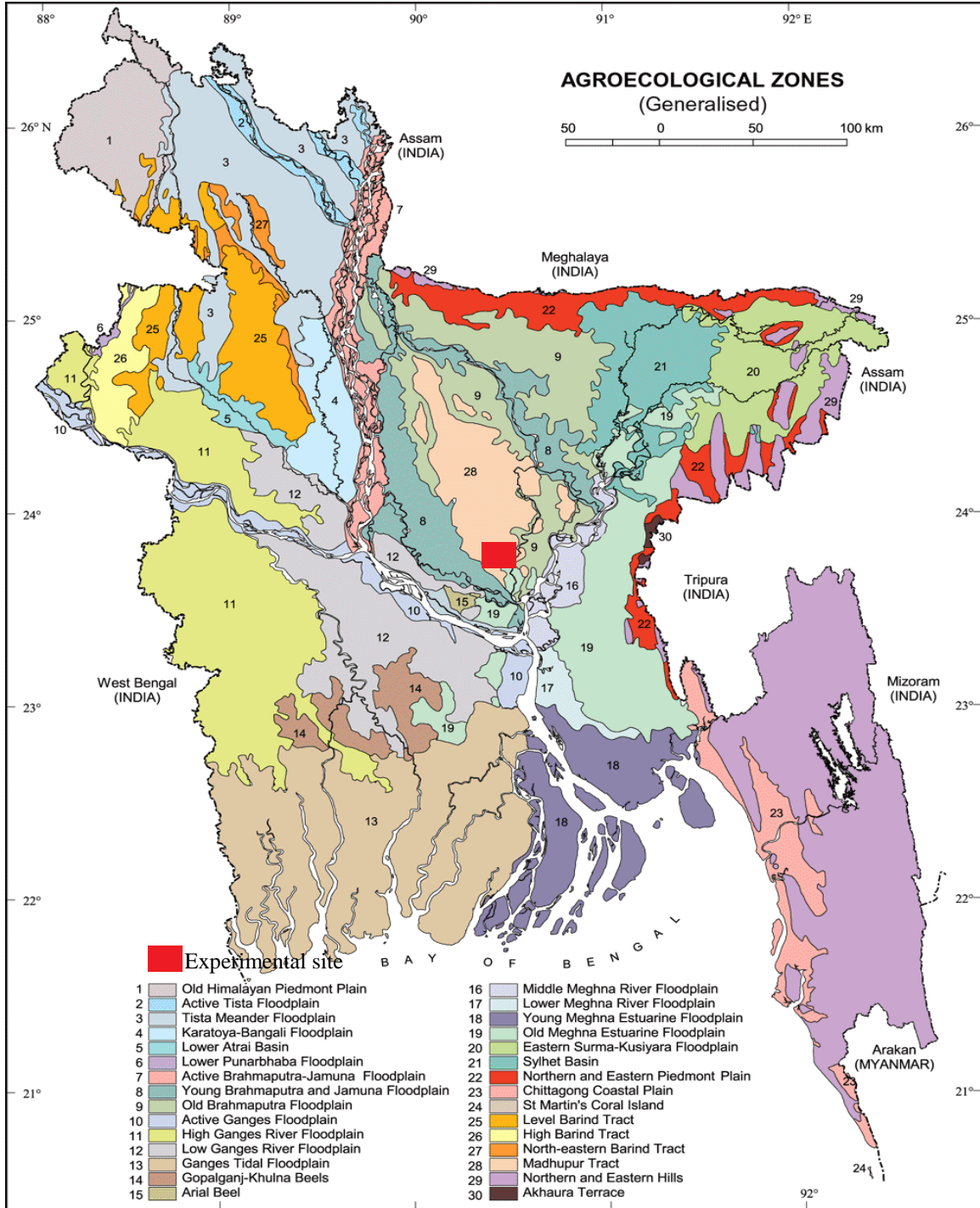


Fig. 10. Experimental site

Appendix II. Monthly records of air temperature, relative humidity and rainfall during the period from February 2018 to June 2018.

Year	Month	Air temperature (°C)			Relative humidity (%)	Rainfall (mm)
		<i>Max</i>	<i>Min</i>	<i>Mean</i>		
2018	February	22.75	14.26	18.51	37.90	0.0
2018	March	35.20	21.00	28.10	52.44	20.4
2018	April	34.70	24.60	29.65	65.40	165.0
2018	May	32.64	23.85	28.25	68.30	182.2
2018	June	27.40	23.44	25.42	71.28	190

Source: Bangladesh Meteorological Department (Climate division), Agargaon, Dhaka-1212.

Appendix III. Characteristics of experimental soil analyzed at Soil Resources Development Institute (SRDI), Farmgate, Dhaka.

A. Morphological characteristics of the experimental field

<b>Morphological features</b>	<b>Characteristics</b>
Location	Agronomy Farm, SAU, Dhaka
<i>AEZ</i>	Modhupur Tract (28)
General Soil Type	Shallow red brown terrace soil
Land type	High land
Soil series	Tejgaon
Topography	Fairly leveled
Flood level	Above flood level
Drainage	Well drained
Cropping pattern	Not Applicable

Source: Soil Resource Development Institute (SRDI)

B. Physical and chemical properties of the initial soil

<b>Characteristics</b>	<b>Value</b>
Partical size analysis % Sand	27
%Silt	43
% Clay	30
Textural class	Silty Clay Loam (ISSS)
pH	5.6
Organic carbon (%)	0.45
Organic matter (%)	0.78
Total N (%)	0.03
Available P (ppm)	20
Exchangeable K ( me/100 g soil)	0.1
Available S (ppm)	45

Source: Soil Resource Development Institute (SRDI)

Appendix IV. Plant height of mungbean influenced by variety and seed priming

Sources of variation	Degrees of freedom	Plant height (cm)		
		25 DAS	40 DAS	55 DAS
Replication	2	0.314	1.106	2.522
Factor A	1	7.381*	9.38*	16.71*
Factor B	3	12.26*	18.29*	37.36*
AB	3	6.71**	16.81*	19.71*
Error	16	0.514	1.630	2.012

NS = Non-significant \* = Significant at 5% level

\*\* = Significant at 1% level

Appendix V. Number of branches plant<sup>-1</sup> of mungbean influenced by variety and seed priming

Sources of variation	Degrees of freedom	Number of branches plant <sup>-1</sup>		
		25 DAS	40 DAS	55 DAS
Replication	2	0.012	0.113	0.147
Factor A	1	1.128 <sup>NS</sup>	2.379 <sup>NS</sup>	4.211 <sup>NS</sup>
Factor B	3	2.709*	5.02*	6.307*
AB	3	0.363*	6.954**	6.108*
Error	16	0.140	0.316	0.314

NS = Non-significant \* = Significant at 5% level

\*\* = Significant at 1% level

Appendix VI. Yield contributing parameters of mungbean influenced by variety and seed priming

Sources of variation	Degrees of freedom	Yield contributing parameters				1000 seed weight (g)
		Days to 50% flowering	Days to 80% pod formation	Number of pods plant <sup>-1</sup>	Number of seeds pod <sup>-1</sup>	
Replication	2	1.301	1.077	1.314	0.006	2.058
Factor A	1	16.36*	22.39*	16.29*	1.348	18.38*
Factor B	3	32.78*	38.52*	30.71*	3.719*	39.41*
AB	3	14.93*	14.71*	12.36*	2.458*	16.27*
Error	16	0.175	0.211	2.052	0.307	1.533

NS = Non-significant \* = Significant at 5% level

\*\* = Significant at 1% level



Appendix VII. Yield parameters of mungbean influenced by variety and seed priming

Sources of variation	Degrees of freedom	Yield parameters	
		Grain weight plant <sup>-1</sup> (g)	Grain yield ha <sup>-1</sup> (kg)
Replication	2	0.044	2.077
Factor A	1	1.638 <sup>NS</sup>	76.89*
Factor B	3	7.487*	152.39*
AB	3	5.392**	82.74*
Error	16	0.028	5.288

NS = Non-significant \* = Significant at 5% level \*\* = Significant at 1% level

Appendix VIII. Effect of seed priming on % seedling emergence of mungbean

Sources of variation	Degrees of freedom	Percent seedling emergence			
		4 DAS	6 DAS	8 DAS	10 DAS
Replication	2	0.001	0.112	1.012	2.366
Factor A	1	5.368	8.375	14.278	24.40*
Factor B	3	4.521	16.233	22.637	41.33**
AB	3	3.289	12.378	8.964	18.536*
Error	16	0.066	1.371	1.452	3.247

NS = Non-significant \* = Significant at 5% level \*\* = Significant at 1% level

Appendix IX. Seed quality parameters of mungbean influenced by variety and seed priming

Replication Factor A	Degrees of freedom	Seed quality parameters			
		Percent (%) seed germination (seedling emergence)	Root length (cm)	Shoot length (cm)	Seed vigor index
Replication	2	2.366	0.012	0.044	5.553
Factor A	1	24.40*	3.147 <sup>NS</sup>	5.517 <sup>NS</sup>	112.82*
Factor B	3	41.33**	9.604*	7.332*	214.48**
AB	3	18.536*	4.389*	7.765*	101.39*
Error	16	3.247	0.018	0.071	8.635